

OUTDOOR LIVING SOLUTIONS



**EXCLUSIVE
TRADE DEALS
AVAILABLE**

Ask in branch
for more details

kyube

STANLEY



DEWALT

coastline

**WALTHER
STRONG**

SOUDAL

ECOSCAPE^{UK}

OUTDOOR LIVING & GARDEN ROOMS

PRODUCT RANGE

EXTERNAL CLADDING	4
DECKING RANGE	18
FENCING RANGE	34
BALUSTRADE & RAILING	44
GARDEN ROOM RANGE	54
PERGOLA RANGE	70
VERANDA RANGE	72
TOOLS	74
SEALANTS & FIXINGS	84



OVER 6000
PRODUCTS
IN BRANCH



PRODUCT EXPERTS
IN EVERY BRANCH



FREE SURVEYS
& QUOTATIONS



CLICK & COLLECT
IN BRANCH



FREE ONSITE
DELIVERY*

*Free onsite delivery on orders over the min. spend - Longer lead times apply to made-to-order items. Applies to mainland UK only and excludes Northern Ireland & Northern Scotland.

EXTERNAL CLADDING

CONTENTS

Coastline	6
Forma Panel	8
Forma Slatted	10
Shiplap	12
Tudor Board	14

A wide range of external and internal low-maintenance composite and PVC-U cladding systems that are easy to fit.

- **Lightweight composite cladding**
Weatherproof lightweight composite cladding that's easy to install. For more information, see page 6.
- **Shiplap cladding**
Refresh tired brickwork or timber cladding with our range of low-maintenance PVC-U shiplap cladding. For more information, see page 12.
- **Composite Cladding**
This composite range is both modern and low maintenance. With a flat panel and slatted effect there are designs to suit every project.

DON'T FORGET TO ADD OUR CLADDING TAPE TO YOUR ORDER TO PROTECT THE JOISTS. THIS ALSO GIVES A LONGER LIFE TO YOUR CLADDING PROJECT.



MIDNIGHT CLADDING

COASTLINE EXTERNAL CLADDING



- Minimal expansion/contraction
- Independently fire-tested (uk 2018) to BS EN 13501-1
- Patent pending composite material
- Six colours
- BBA certified system

Coastline feather edge plank
Size: 203mm x 5mm x 5000mm



Visible face when assembled: 167mm in height

Code	Size (mm)	Length	Qty	Colours available
CL200	203mm wide 5mm thickness	5m	Each	Anthracite Grey, Pigeon Blue, Moondust Grey, Taupe, Soft Green, Oyster White

COLOUR
AVAILABILITY

See table for colour codes and availability

	GY1 Anthracite Grey
	PB Pigeon Blue
	GY3 Moondust Grey
	TP Taupe
	SG Soft Green
	OW Oyster
	BK Black

Cladding	Aluminium Components													
CL 200	CL 001BK Starter bar	CL 002BK Head trim	CL 003 Wdw head trim	CL 004 End closer	CL 005 Ext corner	CL 006 Int corner	CL 007 Butt joint	CL 008 Reveal trim	CL 009 Reveal trim	CL 023 External closer	CL 025 Internal closer	CL 026 Head closer	CL 014 Dormer trim	
●	X	X	●	●	●	●	●	●	●	●	●	●	●	
●	X	X	●	●	●	●	●	●	●	●	●	●	●	
●	X	X	●	●	●	●	●	●	●	●	●	●	●	
●	X	X	●	●	●	●	●	●	●	●	●	●	●	
●	X	X	●	●	●	●	●	●	●	●	●	●	●	
●	X	X	●	●	●	●	●	●	●	●	●	●	●	
X	●	●	X	X	X	X	X	X	X	X	X	X	X	

KEY

• Available

x Not available

ACCESSORIES

CL 001BK

Starter bar
5m

CL 002BK

Head trim
5m

CL 003

Window head trim
5m

CL 004

End closer
5m

CL 005

External corner
5m

CL 006

Internal corner
5m

CL 007

Butt joint
5m

CL 008

Window reveal corner trim
5m

CL 009

Window reveal trim
5m

CL 014

Dormer trim

CL 025

External corner
end closer

CL 026

Internal corner
end closer

CL 023

Window head
trim end closer

INSTALLATION GUIDES AVAILABLE ONLINE!

Colour options: See table (left) for colour availability and add corresponding code to component code

FORMA PANEL CLADDING



- Synthetic cladding looks completely natural
- Innovative colour stable board will not grey with weathering
- Available in a wide variety of colours



This synthetic cladding looks completely natural without any of the drawbacks of 100% timber cladding products.

This innovative colour stable board will not grey with weathering and keeps its vibrant colour year after year making it ideal for hard-to-maintain applications such as

full building coverings. Available in a wide variety of colours this contemporary smooth finished cladding board is a sustainable solution to tired timber cladding and fascia. Installation guides available Online!

Matching forma decking available - go to page 26.

FORMA EXTERNAL CLADDING COLOURS AVAILABILITY



ARGENT



HAVANA



SILVER BIRCH




FLINT



MIDNIGHT



SPICED OAK



Cladding board

Size: 13 x 142 x 3600mm Face size 134mm

Code	Description	Qty
ECO3600	Composite Cladding Board	1

Colour options:
AR Argent, FL Flint, HA Havana, MD Midnight, SB Silver Birch, SO Spiced Oak




Finishing board

Size: 80 x 15 x 3600mm Face size 134mm

Code	Description	Qty
ECO8015	Finishing Board	1

Colour options:
AR Argent, FL Flint, HA Havana, MD Midnight, SB Silver Birch, SO Spiced Oak




Angled trim

Size: 40 x 40 x 3000mm

Code	Description	Qty
ECO18	Angled Trim	1

Colour options:
AR Argent, FL Flint, HA Havana, MD Midnight, SB Silver Birch, SO Spiced Oak




External corner trim

Size: 58 x 58 x 3600mm

Code	Description	Qty
ECO5858	External Corner Trim	1

Colour options:
AR Argent, FL Flint, HA Havana, MD Midnight, SB Silver Birch, SO Spiced Oak




F Shape trim

Size: 47 x 46 x 3600mm

Code	Description	Qty
ECO4746	F Shape Trim	1

Colour options:
AR Argent, FL Flint, HA Havana, MD Midnight, SB Silver Birch, SO Spiced Oak




Internal corner trim

Size: 72 x 72 x 3600mm

Code	Description	Qty
ECO7272	Internal Corner Trim	1

Colour options:
AR Argent, FL Flint, HA Havana, MD Midnight, SB Silver Birch, SO Spiced Oak



Joint trim

Size: 79 x 24 x 3600mm

Code	Description	Qty
ECO7924	Joint Trim	1

Colour options:
AR Argent, FL Flint, HA Havana, MD Midnight, SB Silver Birch, SO Spiced Oak

FORMA SLATTED CLADDING



Forma slatted cladding takes inspiration from natural western red cedar.

This stunning material from the capped Forma® range looks as impressive as natural wood cladding with no need to paint, stain or oil.

Forma cladding products come with a 25-year warranty.


Environmentally conscious design using 95% ethically sourced materials. Does not rot, warp or splinter. Easy installation system with invisible fixings.

Installation guides available Online!

FORMA EXTERNAL SLATTED CLADDING COLOURS AVAILABILITY



SPICED OAK



MIDNIGHT



SILVER BIRCH



Slatted cladding board

Size: 25 x 120 x 2500mm and 25 x 120 x 3600mm Face size 112mm


Code	Description		Qty
ECOSLAT25SO	Spiced Oak Composite Slatted Cladding Board 2500mm	New	1
ECOSLATSO	Spiced Oak Composite Slatted Cladding Board 3600mm		1
ECOSLAT25MD	Midnight Composite Slatted Cladding Board 2500mm	New	1
ECOSLATMD	Midnight Composite Slatted Cladding Board 3600mm		1
ECOSLAT25SB	Silver Birch Composite Slatted Cladding Board 2500mm	New	1
ECOSLATSB	Silver Birch Composite Slatted Cladding Board 3600mm		1



Slatted cladding corner trim

Size: 78 x 45 x 3600mm

Code	Description	Qty
ECOSLATSOCT	Spiced Oak Composite Slatted Cladding Corner Trim 3600mm	1
ECOSLATMDCT	Midnight Composite Slatted Cladding Corner Trim 3600mm	1
ECOSLATSBCT	Silver Birch Composite Slatted Cladding Corner Trim 3600mm	1



Slatted cladding end trim

Size: 78 x 45 x 3600mm

Code	Description	Qty
ECOSLATSOET	Spiced Oak Composite Slatted Cladding End Trim 3600mm	1
ECOSLATMDET	Midnight Composite Slatted Cladding End Trim 3600mm	1
ECOSLATSBET	Silver Birch Composite Slatted Cladding End Trim 3600mm	1



Starter bar

Size: 14.5 x 15 x 3000mm

Code	Description	Qty
ECO702SB	Aluminium Cladding Starter Bar	1

Fitting accessories

Code	Description	Qty
ECO701CC	Aluminium Cladding Clips 25x14.5x22mm (250)	1 pk
ECO703PP	Plastic Pad 18x8mm	50 pk
ECO704CW	Wood Screws for Cladding Clips 6x3/4 (250)	1 pk
ECO705CA	Aluminium Screws	500 pk
ECOLCCP	Locking Screw for Cladding Clips (50)	50 pk

SHIPLAP EXTERNAL CLADDING



BENEFITS AT A GLANCE

- Quick and easy to install
- Low maintenance
- Range of colours available

Shiplap cladding

Eurocell PVC-U cladding provides an attractive, low-maintenance, weather-resistant solution for replacing rotten timber cladding, concealing problem areas of brickwork or adding an interesting new feature to a property.

Available in shiplap or open-V styles, our cladding is designed for easy installation with a simple clip-together fitting system. Our range of colours and realistic

woodgrain finishes means you can create a truly unique appearance, whether you want a rustic timber-effect or a crisp contemporary white finish.

The colours available are exactly matched with Eurocell windows, doors and roofline products for a consistent look across any home.

SHIPLAP CLADDING TRIMS

Butt Joint

Use with Shiplap

10 pack qty

Code	Size
BJ 100	100mm
BJ 125	125mm
BJ 150	150mm

Colour options:
See table

COLOUR AVAILABILITY See table for colour codes and availability	Cladding			Trim					Butt joints		
	SC 125	SC 150	OV 100	ST 125	ET 125	AT 125	DT 125	JT 125	BJ 100	BJ 125	BJ 150
<div>WH White</div>	•	•	•	•	•	•	•	•	•	•	•
<div>RO Rosewood</div>	•	•	•	X	•	•	•	•	•	•	•
<div>WY Black Ash</div>	•	X	X	X	•	•	•	•	X	•	X
<div>B Brown</div>	X	X	X	•	X	X	X	X	X	X	X
<div>CO Caramel</div>	X	X	X	•	X	X	X	X	X	X	X
<div>WLO1 Irish Oak</div>	X	•	X	X	•	•	•	X	X	X	•
<div>GY1 Anthracite Grey</div>	•	•	•	X	•	•	•	•	•	•	•
<div>WO Golden Oak</div>	X	•	•	X	X	X	X	X	X	X	•

KEY

• Available

x Not available

Trim Codes end in an F and butt joints end in BOF

SHIPLAP CLADDING

SC 150

150mm Shiplap Cladding
(5mm thickness) 5m length

5 pack qty

SC 125

125mm Shiplap Cladding
(5mm thickness) 5m length

5 pack qty

OV100

100mm V-Groove Cladding
(5mm thickness) 5m length

5 pack qty

SHIPLAP CLADDING TRIMS

JT 125

Centre joint
125mm x 5m length

ST 125

Starter trim
125mm x 5m length

10 pack qty

ET 125

Edge trim
125mm x 5m length

5 pack qty

AT 125

Angle trim
125mm x 5m length

5 pack qty

DT 125

Drip trim
125mm x 5m length

10 pack qty

FIND CLADDING PINS ON PAGE 96

BENEFITS AT A GLANCE

- Quick and easy installation
- Realistic textured Oak Grain
- Available in 4 colours

TRADITIONAL LOOK WITH MODERN MATERIALS

Polyurethane Tudor Board is an authentic, low-maintenance solution to your rotting wood exteriors and a long-lasting alternative for new builds

TUDOR BOARD COLOURS AVAILABILITY

GO GOLD OAK

RW ROSEWOOD TUDOR

BLK BLACK TUDOR

AG ANTHRACITE GREY

Tudor Boards		
Code	Size (mm)	Qty
1003WS	100 x 20 x 3030	EACH
1504.2WS	150 x 25 x 4200	EACH
1754.2WS	175 x 25 x 4200	EACH
2004.2WS	200 x 25 x 4200	EACH
Colour options: AG Anthracite Grey / BLK Black Tudor GO Gold Oak Tudor / RW Rosewood Tudor		

Spear & Jackson Predator UPVC Saw

A fine cutting saw for UPVC and hard plastics



Our range of Predator hardpoint saws have been specifically developed to meet the needs of even the most demanding professionals.

Our Predator saws are heat-treated using the latest technology to ensure outstanding durability and performance.

- Fast cut - smooth, clean cutting action
- Rigid blade minimises whip and vibration
- Ideal for cutting UPVC sills, trims, and pipes
- Suregrip soft feel ergonomic grip and finger guide for improved accuracy, with a 45/90° angle guide
- 20" harden and tempered carbon steel blade
- 14 PPI Hardpoint teeth

DON'T FORGET to pick your 5m and 8m heavy duty tape measures online or in store.



TUDOR BOARD ACCESSORIES



Tudor board pegs & drilling template

Code	Colour	Qty
AGPEGWS	Anthracite Grey	64
BLKPEGWS	Black Tudor	64
GOPEGWS	Gold Oak Tudor	64
RWPEGWS	Rosewood Tudor	64
TEMPLATETEWS	N/A	-




Touch up pens 50ml

Code	Colour	Qty
BLKTOUCHUPWS	Black	1
RWTOUCHUPWS	Rosewood	1
GOTOUCHUPWS	Golden Oak	1
AGTOUCHUPWS	Anthracite Grey	1



50ml


GET A TRADE ACCOUNT TODAY ASK IN BRANCH FOR MORE DETAILS



OVER 6000
PRODUCTS AVAILABLE
IN BRANCH



TRADE CREDIT
AVAILABLE



DEDICATED
ACCOUNT MANAGER



EXCLUSIVE TRADE
ACCOUNT PRICING



ONLINE TRADE
ACCOUNT



CHARCOAL
COMPOSITE FENCING

LONG LASTING, LOW MAINTENANCE
ECOSCAPE^{UK} COMPOSITE DECKING,
FENCING & CLADDING

AVAILABLE
COLOURS



CHARCOAL



GRAPHITE



WALNUT

DECKING RANGE

CONTENTS

DECKING

Eurocell Decking	20
Clarity Decking	24
Forma Decking	26
Solid Decking	28
Decking Joists & Frames	32

- **Eurocell** woodgrain and groove decking is perfect for gardens, patios, pool areas and holiday homes.
- **Clarity** composite decking is a beautiful low maintenance alternative to timber with no need to paint, stain or seal.
- **Forma** - co-extrusion technology offering durability, UV stability and scratch and stain resistance. A longer-lasting affordable decking option.
- **Solid decking** - offers a premium composite board for your low-maintenance garden. Offering 2 different ranges to suit every budget. Solid decking is the high-end quality board with a 25-year guarantee.
- **Decking joists and frames** - a range of plastic joists and posts provide a simple, easy-to-install timber free sub-structure for all composite decking projects.

DON'T FORGET TO ADD DECKING TAPE TO YOUR ORDER, THIS TAPE PROTECTS YOUR JOISTS AS WELL AS GIVING EXTRA PROTECTION TO YOUR DECKING BOARDS.



EUROCELL COMPOSITE DECKING

THE FEATURES & BENEFITS OF EUROCELL HOLLOW DECKING ARE:

- Recycled wood polymer construction
- More durable than timber
- Concealed fixings
- Anti-slip surface
- Durable and long-lasting
- Low maintenance - no need to paint, stain or seal
- Does not rot, warp or splinter
- Support up to 100kg
- Dual surface (woodgrain & grooved)
- Installation guides available Online!

STOCKED IN BRANCH

GUARANTEED 20 YEARS

EUROCELL EMBOSSED RANGE OF HOLLOW DECKING

COLOUR OPTIONS



ANCIENT BLACK



WILD BROWN



SALT LAKE SILVER

DUAL SIDED BOARDS



ANTIQUE ASH



WOODGRAIN



GROOVED

Hollow woodgrain & groove decking <small>Size: 25 x 148 x 3600mm</small>	
Code	Colour
EC-DECK-AB	Ancient Black
EC-DECK-AA	Antique Ash
EC-DECK-SLS	Salt Lake Silver
EC-DECK-WB	Wild Brown

Hollow woodgrain & groove fascia trims <small>Size: 150 x 15 x 3600mm</small>	
Code	Colour
EC-FASCIA-AB	Ancient Black
EC-FASCIA-AA	Antique Ash
EC-FASCIA-SLS	Salt Lake Silver
EC-FASCIA-WB	Wild Brown



Edging trim <small>Size: 42 x 42 x 3660mm</small>	
Code	Colour
EC-EDGETRIM-AB	Ancient Black
EC-EDGETRIM-AA	Antique Ash
EC-EDGETRIM-SLS	Salt Lake Silver
EC-EDGETRIM-WB	Wild Brown

Colour coded screws	
Code	Colours
EC-FASSCREW-AB	Ancient Black
EC-FASSCREW-AA	Antique Ash
EC-FASSCREW-SLS	Salt Lake Silver
EC-FASSCREW-WB	Wild Brown



Step and edge nosing <small>Size: 145 x 25 x 3660mm</small>	
Code - WOODGRAIN	Colour
EC-STEPNOSE-AB-WG	Ancient Black
EC-STEPNOSE-AA-WG	Antique Ash
EC-STEPNOSE-SLS-WG	Salt Lake Silver
EC-STEPNOSE-WB-WG	Wild Brown
Code - GROOVED	Colour
EC-STEPNOSE-AB-GR	Ancient Black
EC-STEPNOSE-AA-GR	Antique Ash
EC-STEPNOSE-SLS-GR	Salt Lake Silver
EC-STEPNOSE-WB-GR	Wild Brown

HOLLOW DECKING ACCESSORIES

All decking accessories can be used across all hollow composite decking ranges: Eurocell, Clarity and Forma.



Locking Clip

Code	Qty
EC-LOCKCLIP	50 pk



PE Fixing Clip

Code	Qty
EC-PECLIP	250 pk



Starter Clip

Code	Qty
EC-STCLIP	100 pk



Drive Tool

Code	Qty
EC009SD	2 pk





Smart Countersink Bit

Code	Qty
ECO09SB	Each



Replacement Bits

Code	Qty
ECO09RB	Each*

*x5 in pack shown in image


LONG LASTING LOW MAINTENANCE
COMPOSITE DECKING, FENCING & CLADDING SYSTEMS



Forma Composite Decking
ARGENT

CLARITY COMPOSITE DECKING



THE FEATURES & BENEFITS OF CLARITY HOLLOW DECKING ARE:

- Environmentally conscious design using 95% recycled product materials
- Anti-slip surface BS 7976
- Low maintenance - no need to paint, stain or seal
- Does not rot, warp or splinter
- Natural looking without any of the drawbacks of timber
- Easy installation system with invisible fixings
- Board size: 25mm x 150mm x 3000mm / 4800mm



GUARANTEED
20
YEARS



DELIVERY WITHIN
7 DAYS

CLARITY RANGE OF HOLLOW DECKING


Clarity composite decking is a beautiful low maintenance alternative to timber with no need to paint, stain or seal. This 95% recycled board brings all of the benefits of a synthetic product without any of the nasty plastic-associated drawbacks. The unique contemporary grooved finish generates clean lines and is the perfect

accompaniment to any outdoor project.


The purposefully designed surface texture of the boards generate an exceptional anti-slip rating making it an ideal surface for those with a safety-conscious mind.

Installation guides available Online!


CLARITY DECKING COLOURS AVAILABILITY




CHARCOAL




ASH



GRAPHITE




AUTUMN




WALNUT

DOUBLE SIDED BOARD



WIDE GROOVE



NARROW GROOVE



Clarity decking - board

Code	Description	Size (mm)
ECO05BAS	Ash Deck Board	150 x 25 x 3000
ECO05BAT	Autumn Deck Board	150 x 25 x 3000
ECO05BAC	Charcoal Deck Board	150 x 25 x 3000
ECO05BAG	Graphite Deck Board	150 x 25 x 3000
ECO05BAW	Walnut Deck Board	150 x 25 x 3000
ECO05CAS	Ash Deck Board	150 x 25 x 4800
ECO05CAT	Autumn Deck Board	150 x 25 x 4800
ECO05CC	Charcoal Deck Board	150 x 25 x 4800
ECO05CG	Graphite Deck Board	150 x 25 x 4800
ECO05CAW	Walnut Deck Board	150 x 25 x 4800



Clarity decking - trims


Size: 42 x 42 x 3000mm

Code	Description
ECO06AS3	Ash Angle Trim
ECO06AT3	Autumn Angle Trim
ECO06AC3	Charcoal Angle Trim
ECO06AG3	Graphite Angle Trim
ECO06AW3	Walnut Angle Trim



Colour coded screws

Code	Colours
ECO09CSAS	Ash
ECO09CSA	Autumn
ECO09CSC	Charcoal
ECO09CSG	Graphite
ECO09CSW	Walnut



Clarity decking - edge board narrow


Size: 25 x 150 x 3000mm

Code	Description
ECO007SAS3	Ash Solid Edge Board
ECO007SA3	Autumn Solid Edge Board
ECO007SC3	Charcoal Solid Edge Board
ECO007SG3	Graphite Solid Edge Board
ECO007SW3	Walnut Solid Edge Board

Clarity decking – edge board wide

Size: 25 x 150 x 3000mm

Code	Description
ECO007SAS3W	Ash Solid Edge Board
ECO007SA3W	Autumn Solid Edge Board
ECO007SC3W	Charcoal Solid Edge Board
ECO007SG3W	Graphite Solid Edge Board
ECO007SW3W	Walnut Solid Edge Board



Clarity decking - flat trim

Size: 150 x 15 x 3000mm

Code	Description
ECO15015AS3	Ash Flat Trim
ECO15015AT3	Autumn Flat Trim
ECO15015CL3	Charcoal Flat Trim
ECO15015G3	Graphite Flat Trim
ECO15015W3	Walnut Flat Trim

FORMA COMPOSITE DECKING

THE FEATURES & BENEFITS OF
FORMA HOLLOW DECKING ARE:

- Environmentally conscious design using 95% recycled product materials
- Low maintenance - no need to paint, stain or seal
- Does not rot, warp or splinter
- Natural looking without any of the drawbacks of timber
- Easy installation system with invisible fixings
- Board size: 25mm x 150mm x 3000mm/4800mm

FORMA RANGE OF HOLLOW DECKING

Forma boards are made up of 52% reclaimed wood fibres, 43% recycled plastic and 5% bonding agent. Forma uses advanced co-extrusion technology which generates an externally durable outer layer, so the board has a dual surface finish with a woodgrain pattern on one side and a wide groove pattern on the reverse. With 1mm HDPE capping the Forma composite decking

board is extremely durable, this durable capping also will not absorb tough staining liquids such as oils, wine and dyes. If you would like to use your decking for entertaining, you can be confident that your decking will withstand heavy use as Forma was originally designed for use in commercial areas such as hotels and restaurants. Installation guides available Online!

FORMA DECKING COLOURS AVAILABILITY

ARGENT

HAVANA

FLINT

MIDNIGHT

SILVER BIRCH

SPICED OAK

ARGENT

FLINT

HAVANA

SILVER BIRCH

MIDNIGHT

SPICED OAK

Decking board - Forma

Code	Description	Size (mm)
ECO16AR30	Argent Deck Board	150 x 25 x 3000
ECO16FL30	Flint Deck Board	150 x 25 x 3000
ECO16HA30	Havana Deck Board	150 x 25 x 3000
ECO16MD30	Midnight Deck Board	150 x 25 x 3000
ECO16SB30	Silver Birch Deck Board	150 x 25 x 3000
ECO16SO30	Spiced Oak Deck Board	150 x 25 x 3000
ECO16AR48	Argent Deck Board	150 x 25 x 4800
ECO16FL48	Flint Deck Board	150 x 25 x 4800
ECO16HA48	Havana Deck Board	150 x 25 x 4800
ECO16MD48	Midnight Deck Board	150 x 25 x 4800
ECO16SB48	Silver Birch Deck Board	150 x 25 x 4800
ECO16SO48	Spiced Oak Deck Board	150 x 25 x 4800

Colour coded screws

Code	Colours	Code	Colours
ECO09CSAR	Argent	ECO09CSMD	Midnight
ECO09CSFL	Flint	ECO09CSSB	Silver Birch
ECO09CSHA	Havana	ECO09CSSO	Spiced Oak

Double sided edge trim

Flat trim - Forma

Size: 150 x 10 x 3000mm

Code	Description
ECO17AR3	Argent Composite Trim
ECO17FL3	Flint Composite Trim
ECO17HA3	Havana Composite Trim
ECO17MD3	Midnight Composite Trim
ECO17SB3	Silver Birch Composite Trim
ECO17SO3	Spiced Oak Composite Trim

Angle trim - Forma

Size: 40 x 40 x 3000mm

Code	Description
ECO18AR3	Argent Trim, Angled
ECO18FL3	Flint Trim, Angled
ECO18HA3	Havana Trim, Angled
ECO18MD3	Midnight Trim, Angled
ECO18SB3	Silver Birch Trim, Angled
ECO18SO3	Spiced Oak Trim, Angled



SOLID DECKING

THE FEATURES & BENEFITS OF SOLID DECKING ARE:

- Suits every budget
- Natural look
- Low maintenance
- Durable and long lasting
- Installation guides available Online!

COLOURS AVAILABLE



KHAYA



SIERRA

GUARANTEED 25 YEARS

Voyage
A mineral-based composite deck board which is unique to the market. It has minimal thermal movement allowing the boards to be installed with no gaps. A UK first of a 235mm width board. Market leading and UK leading.

DELIVERY WITHIN 7 DAYS



VOYAGE RANGE OF SOLID DECKING

Eurocell now offers a premium range of Solid decking in two decking styles. Solid composite decking is an environmentally friendly way to enjoy your garden all year round. Unlike plastic decking and hollow decking, composite solid decking offers a premium overall quality. The option of seamless installation with hidden fixings. All ranges come in both solid and grooved edges.

Voyage		
2 board widths - 140 or 235 x 22mm x 3.66m lengths		
Code	Description	Colour
VOYAGEDEK140KH	Voyage board 140 x 22 x 3660mm	Khaya
VOYAGEDEK140SI	Voyage board 140 x 22 x 3660mm	Sierra
VOYAGEDEK235KH	Voyage board 235 x 22 x 3660mm	Khaya
VOYAGEDEK235SI	Voyage board 235 x 22 x 3660mm	Sierra

Accessories	
Code	Description
VOYAGEFAS285KH	Voyage fascia 140 x 3660 Khaya
VOYAGEFAS285SI	Voyage fascia 140 x 3660 Sierra
VOYAGEFASSCRKH	Voyage Fascia screws (150) Khaya
VOYAGEFASSCRSI	Voyage Fascia screws (150) Sierra
VOYAGEDEKPLGKH	Voyage Pro Plug Kit (150) Khaya
VOYAGEDEKPLGSI	Voyage Pro Plug Kit (150) Sierra
PRO PLUG	Pro Plug Tool
DEKFAST	Deko fastening kit (150) Black



Voyage MBC decking, designed with textured embossing for best in class traction.

Decorators®
Distributed by Storm

Voyage mineral-based composite decking

Voyage decking has the industry's best strength-to-weight ratio and is made from a revolutionary mineral-based composite. Voyage features a fibre-like structure similar to wood that has unmatched strength while being nearly 35% lighter than traditional composites.



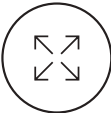
Easy to install with virtually no thermal movement



35% lighter than traditional composite decking



34% greater surface traction than other leading brands




Available in two widths; 140 mm and our exclusive 235 mm



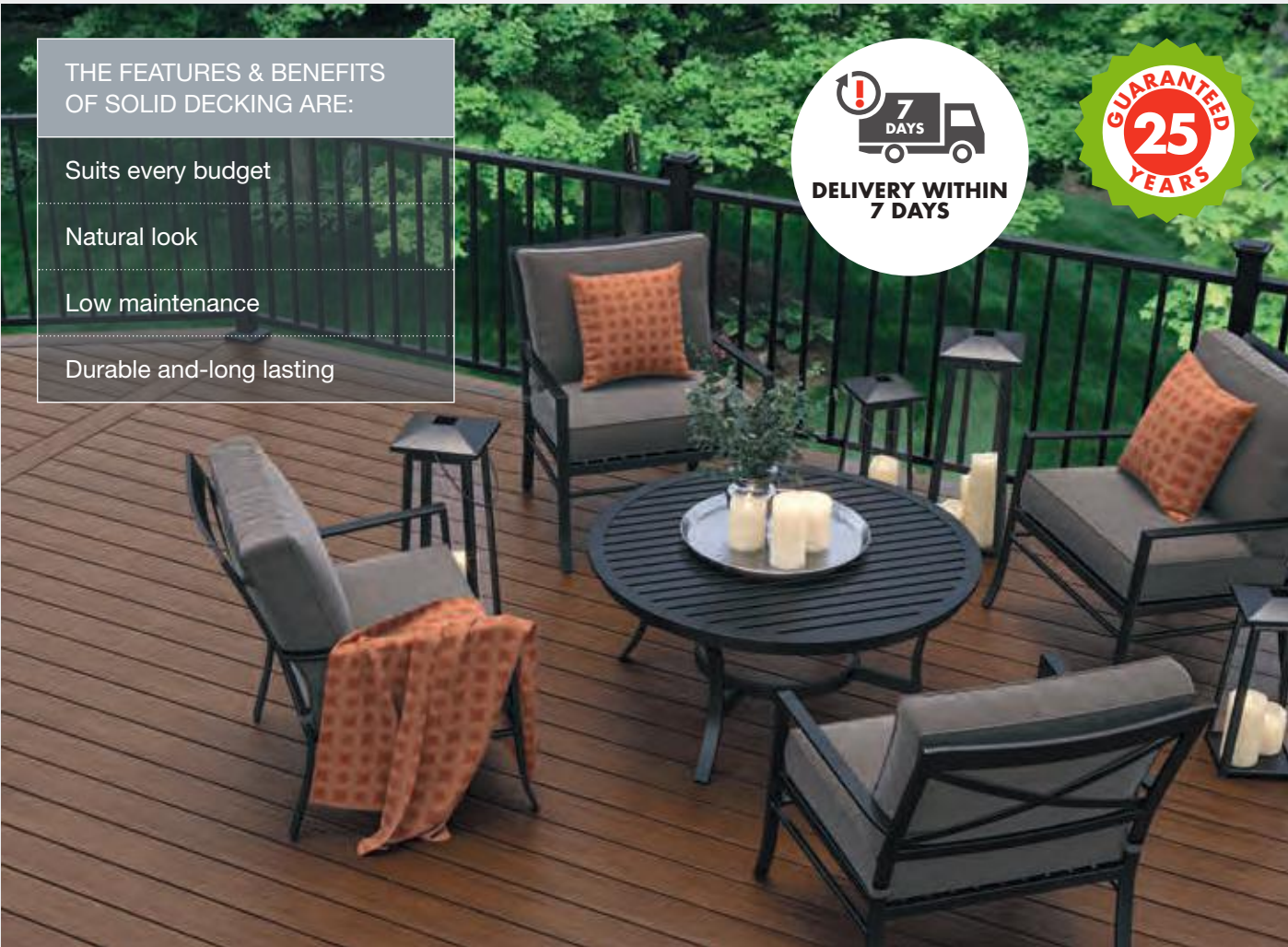
Exceptional stain and fade resistant cap material.



Ground and water contact installation warranty.



SOLID DECKING



THE FEATURES & BENEFITS OF SOLID DECKING ARE:

Suits every budget

Natural look

Low maintenance


Durable and long lasting




TRAILHEAD RANGE OF SOLID DECKING

A WPC co-ex board offering 2 colours - Ridgeline and Pathway. It is the perfect combination of value and performance.

TRAILHEAD DECKING COLOURS AVAILABILITY



PATHWAY



RIDGELINE

Trailhead

140 x 22mm x 3.66m lengths

Code	Description	Colour
TRAIL-GE-140PW	Trailhead Grooved Edge	Pathway
TRAIL-GE-140RL	Trailhead Grooved Edge	Ridgeline
TRAIL-SE-140PW	Trailhead Solid Edge	Pathway
TRAIL-SE-140RL	Trailhead Solid Edge	Ridgeline
TRAIL-PLUG-PW	Trailhead Pro Plug Kit (150)	Pathway
TRAIL-PLUG-RL	Trailhead Pro Plug Kit (150)	Ridgeline
PRO PLUG	Pro Plug Tool	
DEKFAST	Deko fastening kit (150)	Black



25-YEAR
STRUCTURAL
WARRANTY

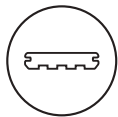
DecXorators®
Distributed by Storm

Trailhead wood-based composite decking

Trailhead WPC decking is the perfect combination of value and performance but does not compromise on structural integrity. The natural grain design and scratch-resistant cap keeps Trailhead decking looking spectacular today, tomorrow and in the future.




Maintenance-free
with scratch resistant
cap material



Available in two
colours with grooved
edge profiles



Deck board
dimensions:
140 x 21 x 3660 mm



Sample the quality for yourself

Request a FREE sample pack from our branches of the Deckorators® composite decking range for your next project.



DECKING - JOIST & FRAMES



DECKING JOIST AND FRAMES

The Ecoscape UK range of plastic joists and posts provide a simple, easy-to-install timber-free sub-structure for all composite decking projects.

The plastic joists and posts are available in a range of sizes (see specification) and combine well with our other support systems.

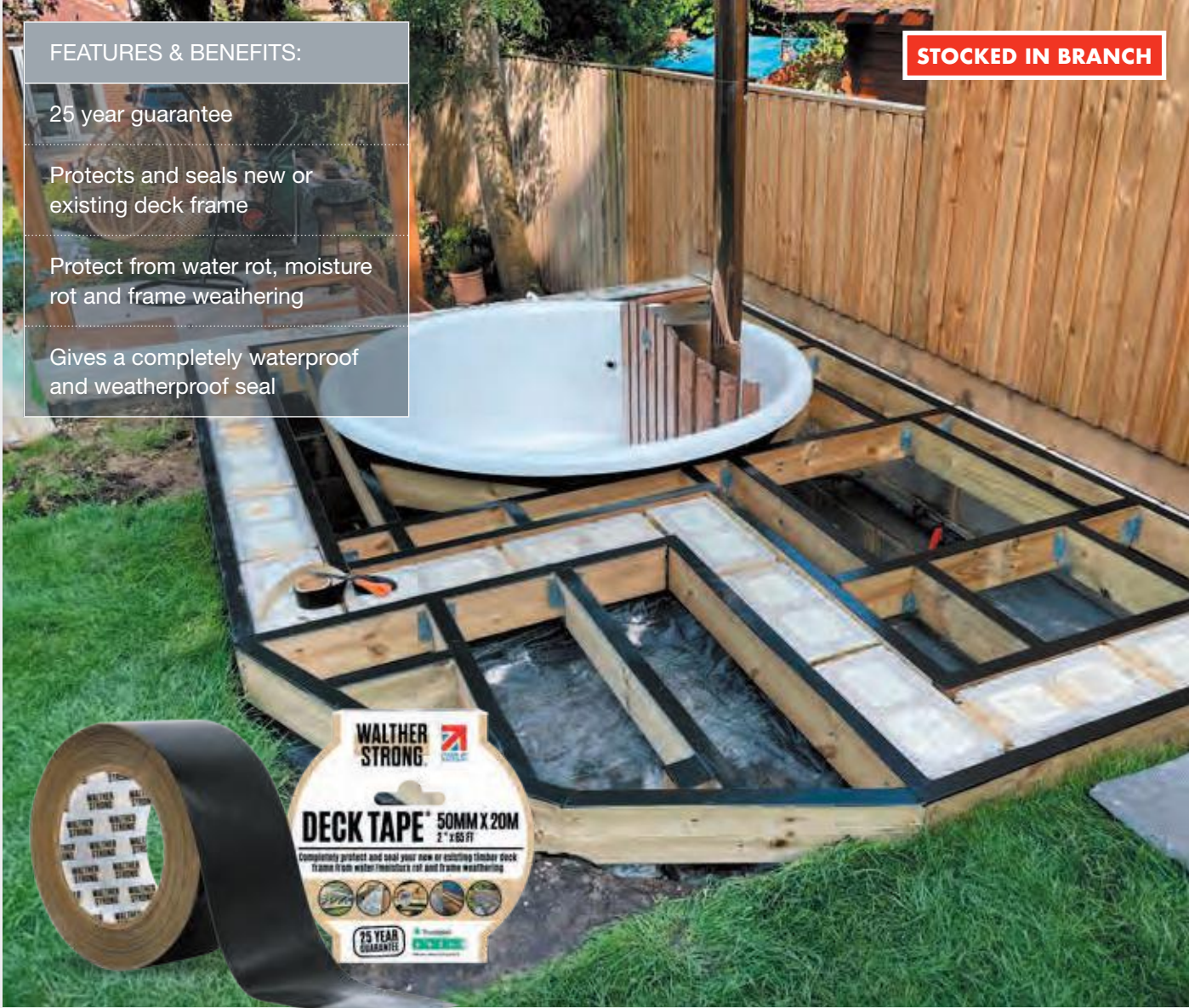
These products are perfect for use in all conditions as they do not rot, split or warp. This ensures you end up with a stylish and durably sound investment.



Plastic joist		
Code	Description	Size (mm)
EC-JOIST-5050	Forte Plastic Joist - Solid	50 x 50 x 2400
EC-JOIST-12550	Forte Plastic Joist - Solid	125 x 50 x 3000
EC-JOIST-100100	Forte Plastic Joist - Solid	100 x 100 x 3000



Aluminium joist		
Code	Description	Size (mm)
ALIJOIST	Powder Coated 9005 Black Aluminium Joist	40 x 40 x 3600



Structural Timber			
Code	Description	Pack qty	Size
CLS4X2	Treated	1	4" x 2" x 4.8m
C24TIMBER47X75UT4.8	Un-Treated	1	47 x 75 x 4.8m
C24TIMBER47X75T	Treated	1	47 x 75 x 4.8m
C24TIMBER47X100T	Treated	1	47 x 100 x 4.8m

Decking tape		
Code	Description	Qty
WS50PRO20BLK	50mm Joist protection Decktape 50mm x 20m	each
WS82PRO20BLK	82mm Joist protection Decktape 82mm x 20m	each
WS100PRO20BLK	100mm Joist protection Decktape 100mm x 20m	each

FENCING RANGE

CONTENTS

Eco Fencing	36
Composite Fencing	38
Clarity Fencing	40
Gates	42

- **Eco Fencing** - this PVC-U fencing's unique finish will add beauty and complements gardens for years to come.
- **Composite Fencing** - with its modern, sleek look and simple tongue and groove fitting system that provides adaptability and is ideal for new or existing settings.
- **Clarity Composite Fencing** - these incredibly light fencing panels are incredibly strong, easy to handle and transport, and environmentally friendly using 95% recycled materials.



CLARITY COMPOSITE FENCING

Whilst our composite materials are highly durable we do recommend you follow the guidelines for storage, handling and installation. Please note this fencing should not be installed higher than 6ft (note: Clarity composite fencing can be fitted to go to 10ft high) and must follow guidelines when fitting onto both concrete and soft ground. **Please ask in branch** for our Fencing Installation Guide.

THE FEATURES & BENEFITS OF OUR ECO FENCING:

- Can be used in existing concrete posts
- Transforms gardens with stylish, low-maintenance composite fencing
- Lightweight and easy to handle


EASILY REPLACE ROTTEN OLD PANELS

BEFORE

AFTER

GUARANTEED 20 YEARS

The unique finish of composite fencing will add beauty and complement a garden’s natural surroundings. These incredibly light fencing panels are extremely strong, making general handling and transportation easy.




SIMPLY STACK TO THE REQUIRED HEIGHT

Composite fencing boards


Code	Description	Size (mm)
ECOFPAN6	6ft lengths graphite	52 x 300 x 1829
ECOFPAN8	8ft lengths graphite	52 x 300 x 2438

Colour options:
Graphite GRA, Natural NAT, Walnut WAL


COLOUR OPTIONS




NATURAL



WALNUT



GRAPHITE



Composite fencing posts*

Code	Description	Size (mm)
ECOFPOST6	Eco fence post	90 x 110 x 1800
ECOFPOST8	Eco fence post with steel insert	90 x 110 x 2400
ECOFPOST9	Eco fence post with steel insert	90 x 110 x 2700

Colour options:
Graphite GRA, Natural NAT, Walnut WAL

* Fencing posts are designed to flex and from our experience over the years, we would advise that for fences over 6ft tall a cement grout is poured down the inside of the posts to reduce excess flex. When fitting a gate, a timber post will need to be fixed to the eco posts to provide a square edge for the hinges and catch. Watermarks may appear on panels, this will fade with time and add a weathered look to the board. Colour will fade and change over time due to weathering.



ADD A SHAPED TOP FOR A PREMIUM LOOK

Shaped tops

Code	Description	Size (mm)
ECOFTOP6CAV	Eco fence concave top	140 x 1830
ECOFTOP6VEX	Eco fence convex top	140 x 1830


Colour options:
Graphite GRA, Natural NAT, Walnut WAL



Decorative cap

Code	Description
ECOFFCAPGRA	ECO FENCE FLAT CAP

Colour options:
Graphite GRA, Natural NAT, Walnut WAL



MADE TO MEASURE


Eco gate

Available in all colours opposite. Rose catch as standard.



3-Way utility strip

Code	Description	Size (mm)
ECOFUSTRGRA	Eco fence utility strip	58 x 20 x 2100
ECOFUSTRWAL	Eco fence utility strip	58 x 20 x 2100
ECOFUSTRNAT	Eco fence utility strip	58 x 20 x 2100



Supaspike and bolt down

The Supaspike is incredibly easy to install, just drive it into the ground and place the post over the top of the spike. For solid surfaces such as driveways and pavements, use the Supaspike Bolt Down.

Code	Description	Size (mm)
ECOFBDOWN	Eco fence bolt down	38 x 600 (foot plate 150 x 150)
ECOFSPIKE	Eco fence supaspike	38 x 1080



Anti theft clip

Protect the fencing against theft

ECOFATCLIP	Eco fence anti theft clip
------------	---------------------------

COMPOSITE FENCING

PREMIUM FENCING THAT'S BUILT TO LAST

THE FEATURES & BENEFITS OF OUR COMPOSITE FENCING:


Simple tongue and groove fitting system

Reduced environmental impact

Tough and hardwearing

With its modern, sleek colour and simple tongue and groove fitting system that provides additional adaptability, composite fencing is ideal for a wide range of gardens. No compromise is made with appearance, as composite fencing has an on-trend look that will not deteriorate as it is warp free, rot free and splinter-free.

Being capable of withstanding the test of time, whilst not ridding the world of its natural resources, also makes composite fencing a sustainable and forward-thinking option. Merging sustainability with low maintenance, the popularity of composite fencing is only likely to grow, and with the premium look that it brings, we can all be happier for it.




- All fence posts are 2.4m in height and can be cut to the size required. If you are installing the fence onto concrete ground such as a driveway then the steel post mounts are required.
- If installing on soft ground ensure that the fence is rooted strongly enough, and bury it at least 60cm into the ground. This will give strength to the post when installed.
- When preparing the groundwork for the installation of the fence, you must ensure that the ground is as level as possible.
- If the fencing is to be built on a slope, requirements must be made to the groundwork to ensure the fencing goes up in steps. There is no gravel board which requires burying in the ground. Therefore the ground needs to be level.
- Panels are 150mm x 21mm x 1830mm tongue and groove. The first panel will sit on the bottom rail, panels will then stack one on top of the next to the desired height.
- Height can not exceed 6ft.


STOCKED IN BRANCH



COLOUR AVAILABLE



BLACK



GREY

WPC fence panels


Size: 150 x 21 x 1830mm



Code	Colour	Qty
SYN-FEN-BK	Black	Each
SYN-FEN-GY	Grey	Each

Aluminium post 3 way entry

Size: 68 x 68 x 2400mm



Code	Colour	Qty
SYN-3WAY-POST	Dark Grey	Each

Bottom edge cover

Size: 21.5 x 30 x 1830mm



Code	Colour	Qty
SYNALIBOTEDGE1.83	Dark Grey	Each

Top edge cover

Size: 34 x 30 x 1830mm



Code	Colour	Qty
SYNALITOPEDGE1.83	Dark Grey	Each

Steel post mount

Size: 30 x 25 x 1000mm



Code	Colour	Qty
SYN-STMOUNT	Black	Each

Strip seal for post

Size: 23.6 x 4 x 2400mm



Code	Colour	Qty
SYN-ALI-STRIP	Dark Grey	Each

Plastic post skirt

Size: 120 x 120mm



Code	Colour	Qty
SYN-POSTSKIRT	Black	Each


Plastic post cap

Size: 72 x 72 x 20mm




Code	Colour	Qty
SYN-POSTCAP	Black	Each

Steel L shape clips and screws



Code	Colour	Qty
SYN-CLIPS	Black	Each

Steel bolts



Code	Colour	Qty
SYN-STBOLTS	N/A	Each

Filler for concrete post

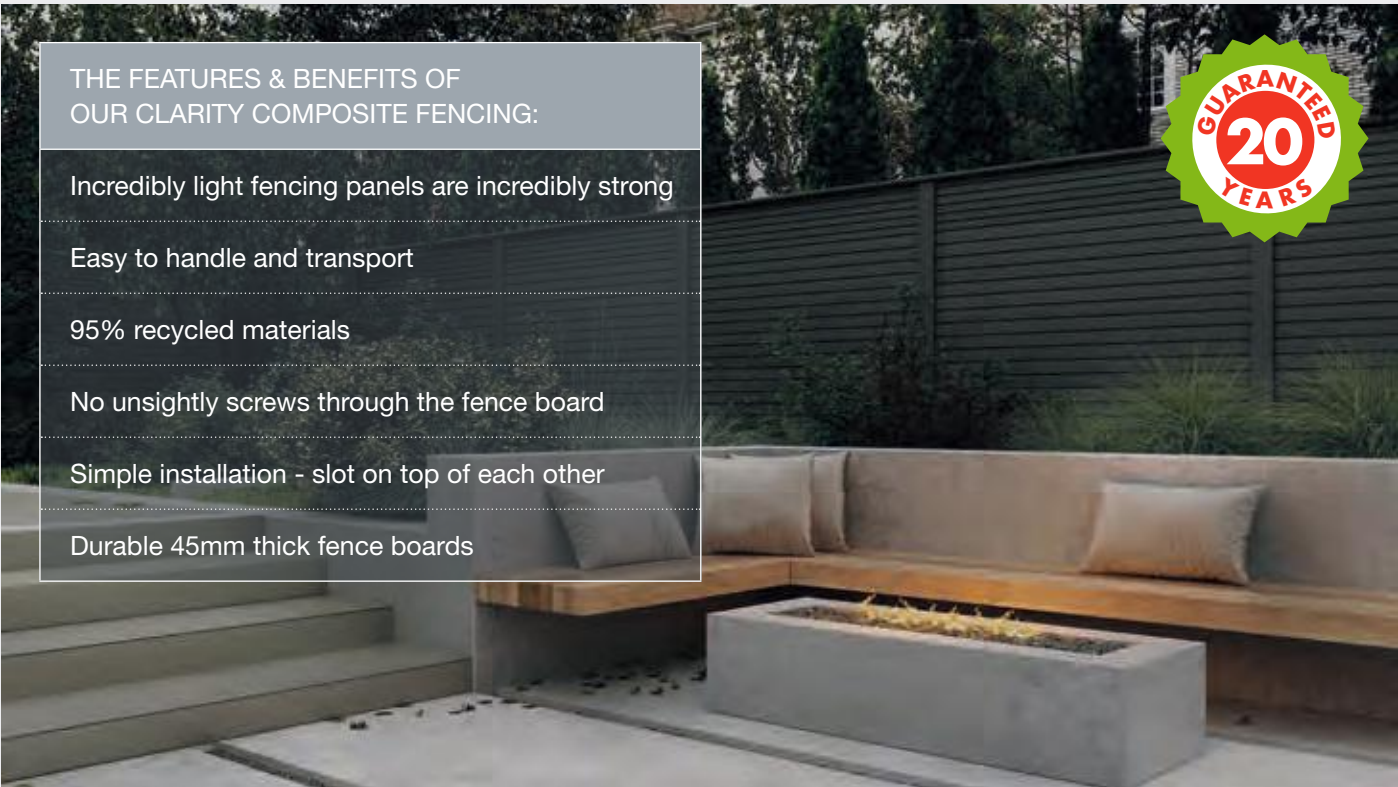
Size: 40 x 40 x 18mm




Code	Colour	Qty
SYN-POSTCAP	Black	Each

THE FEATURES & BENEFITS OF OUR CLARITY COMPOSITE FENCING:

- Incredibly light fencing panels are incredibly strong
- Easy to handle and transport
- 95% recycled materials
- No unsightly screws through the fence board
- Simple installation - slot on top of each other
- Durable 45mm thick fence boards



COLOUR OPTIONS




CHARCOAL



WALNUT




GRAPHITE



Dual sided board showing two 63mm battens on one side and three 38mm battens on the other.


Composite fence board		
Code	Description	Size (mm)
ECOFBCH183	Charcoal Fence Board	45 x 157 x 1830
ECOFBGR183	Graphite Fence Board	45 x 157 x 1830
ECOFBWN183	Walnut Fence Board	45 x 157 x 1830



Dual sided board


Composite fence top board

Code	Description	Size (mm)
ECOFTPBCH183	Charcoal Top Board	45 x 139 x 1830
ECOFTPBGR183	Graphite Top Board	45 x 139 x 1830
ECOFTPBNW183	Walnut Top Board	45 x 139 x 1830




Composite fence bottom rail

Code	Description	Size (mm)
ECOABRCH183	Charcoal Aluminium Bottom Rail	45 x 52 x 1830
ECOABRGR183	Graphite Aluminium Bottom Rail	45 x 52 x 1830
ECOABRWN183	Walnut Aluminium Bottom Rail	45 x 52 x 1830



Composite fence end post

Code	Description	Size (mm)
ECOEFPCH194	Charcoal End Post	125 x 125 x 1940
ECOEFPGR194	Graphite End Post	125 x 125 x 1940
ECOFPWN194	Walnut End Post	125 x 125 x 1940
ECOEFPCH300	Charcoal End Post	125 x 125 x 3000
ECOFPGR300	Graphite End Post	125 x 125 x 3000
ECOFPWN300	Walnut End Post	125 x 125 x 3000




BASE PLATE

STEEL POST INSERT

Composite fence accessories


Code	Description	Size (mm)
ECOSTEELPI	Steel Post Insert	55 x 55 x 1940
ECOSTEELPI3M	Steel Post Insert 3m	55 x 55 x 3000
ECOSTEELPLA	Steel Fence Base Plate w Bolts - Black	125 x 190 x 900
ECOFBHOLD	Plastic Bottom Holder w Screw - Black	26 x 45 x 50

Composite fence full top cap		
Code	Description	Size (mm)
ECOFTCCH4000	Charcoal Full Top Cap	38 x 140 x 4000
ECOFTCGR4000	Graphite Full Top Cap	38 x 140 x 4000
ECOFTCWN4000	Walnut Full Top Cap	38 x 140 x 4000




Composite fence internal post

Code	Description	Size (mm)
ECOIFPCH194	Charcoal Internal Post	125 x 125 x 1940
ECOIFPGR194	Graphite Internal Post	125 x 125 x 1940
ECOIFPWN194	Walnut Internal Post	125 x 125 x 1940
ECOIFPCH300	Charcoal Internal Post	125 x 125 x 3000
ECOIFPGR300	Graphite Internal Post	125 x 125 x 3000
ECOIFPWN300	Walnut Internal Post	125 x 125 x 3000



Composite fence corner post

Code	Description	Size (mm)
ECOCFPCH194	Charcoal Corner Post	125 x 125 x 1940
ECOCFPGR194	Graphite Corner Post	125 x 125 x 1940
ECOCFPWN194	Walnut Corner Post	125 x 125 x 1940
ECOCFPCH300	Charcoal Corner Post	125 x 125 x 3000
ECOCFPGR300	Graphite Corner Post	125 x 125 x 3000
ECOCFPWN300	Walnut Corner Post	125 x 125 x 3000




Composite fence post cap

Code	Description	Size (mm)
ECOFPCCH145	Charcoal Fence Post Cap	145 x 145 x 23
ECOFPCGR145	Graphite Fence Post Cap	145 x 145 x 23
ECOFPCWN145	Walnut Fence Post Cap	145 x 145 x 23



*3 year warranty on the handle / lock / hinges (Locinox warranty)



THE FEATURES & BENEFITS:

- Good quality hardware
- Simple to install
- Dual-sided design

The Clarity composite gates are colour-matched to the Clarity fencing range. The gates are available from stock in 3 sizes and delivered fully assembled. Gates are dual-sided for you to select either a wide or narrow design which can be reconfigured to suit your fencing. All gates are low maintenance weatherproof and come with a 20-year warranty.



Composite gates


Code	Description	Colours	Size
ECOCGH122	Composite Gate – 4ft	Charcoal	1220 x 900 x 52mm
ECOCGGR122	Composite Gate – 4ft	Graphite	1220 x 900 x 52mm
ECOFPCWN122	Composite Gate – 4ft	Walnut	1220 x 900 x 52mm
ECOCGCH152	Composite Gate – 5ft	Charcoal	1520 x 900 x 52mm
ECOCGGR152	Composite Gate – 5ft	Graphite	1520 x 900 x 52mm
ECOCGWN152	Composite Gate – 5ft	Walnut	1520 x 900 x 52mm
ECOCGCH182	Composite Gate – 6ft	Charcoal	1820 x 900 x 52mm
ECOCGGR182	Composite Gate – 6ft	Graphite	1820 x 900 x 52mm
ECOCGWN182	Composite Gate – 6ft	Walnut	1820 x 900 x 52mm



LONG LASTING LOW MAINTENANCE
COMPOSITE DECKING, FENCING & CLADDING SYSTEMS



Clarity Composite Fencing & Gate System
CHARCOAL



Forma Composite Decking
FLINT

BALUSTRADE & RAILING

CONTENTS

BALUSTRADE & RAILING

Composite Balustrade	46
Glass Balustrade	48
Railing Systems	52

- **Composite Balustrade** - This low maintenance and contemporary balustrade is colour matched to the Clarity range. The range also works well when contrasting colours on the Embossed hollow decking.
- **Glass Balustrade** - Give a modern look and premium feel to your project, our Glass balustrade systems with different designs suit any style and budget.
- **Railing Systems** - Offering both an entry level Aluminum railing and a Steel Balustrade Railing system both in black powder-coating. This new range will complement your garden, decking or any commercial setting.



COMPOSITE BALUSTRADE



THE FEATURES & BENEFITS OF OUR BALUSTRADE SYSTEMS:

- Strong and safe construction
- Available with glass option
- Quick and easy to install
- Easy to clean
- Does not rot, splinter or warp
- No painting or staining

Composite Balustrade is the modern and low maintenance option. This range is colour matched to the Clarity hollow decking range and complements the embossed hollow decking range. This balustrade is great for any contemporary setting.

COLOUR OPTIONS

CHARCOAL


GRAPHITE

WALNUT

BALUSTRADE – KITS

BALUSTRADE KITS

KIT 1




KIT 1 - Rail and spindle
Size: Handrail: 1640 x 95 x 45
Spindles: 900 x 54 x 54

EC-BALUSTRADE
2 x Composite handrail
10 x Spindles
20 x Spindle inserts
2 x L brackets

Colour options:
Charcoal CC, Graphite GR, Walnut WN

KIT 2A




KIT 2A - Frame mounted post and cap
Size: 95 x 95 x 2400mm

EC-BALUSTR-FMP
1 x Newel 95 x 95 x 2400mm
1 x Post Cap 115 x 115 x 50mm

Colour options:
Charcoal CC, Graphite GR, Walnut WN

KIT 2B



KIT 2B - Surface mounted post, cap and support
Size: 95 x 95 x 1150mm

EC-BALUSTR-SMP
1 x Newel 95 x 95 x 1150mm
1 x Post Cap 115 x 115 x 50mm
1 x Bolt Down Support for Newel 70095 x 95mm

Colour options:
Charcoal CC, Graphite GR, Walnut WN



GLASS BALUSTRADES



THE FEATURES & BENEFITS:

- Modular system
- Posts available in base or side mounted fix
- Suitable for indoor and outdoor



EUROCELL HAVE EXTENDED THE GLASS BALUSTRADE RANGE. THE RANGE NOW COMES IN COMPOSITE, STEEL, ALUMINIUM AND U CHANNEL.

MODA - Aluminium and Glass Balustrade

The Aluminium railing system is a new innovative easy to install railing system designed to be fully modular. Pre-assembled aluminium posts are available in both bolt-down and side-fix versions, ready to install with or without a handrail, and have a stunning satin anodised finish, or black powder coat.

Rated to 1.5kN when base-fixed, and 0.74kN when side-fixed, these fully engineered railings have been designed to meet the requirements of most applications. NB: force rating not applicable without handrail.

The systems can be installed with or without a top rail to provide an economical solution for a post and glass panel design. Each system can be easily fitted using basic equipment.

MODA - Aluminium and Glass Balustrade

Code	Description
MTO-BALMODA	Aluminium + Glass Balustrade

Glass balustrade panels

Code	Description	Size (mm)
ECO10TG	10mm Toughened Glass	MTO
ECO12TG	12mm Toughened Glass	MTO
ECO15TG	15mm Toughened Glass	MTO
ECO21TG	21.5mm Toughened Glass	MTO




THE FEATURES & BENEFITS:

- Preassembled posts
- Durable
- Low maintenance

VITRA - Stainless Steel and Glass Balustrade

Code	Description
MTO-BALVITRA	Stainless Steel + Glass Balustrade

Stainless steel balustrade with glass - as a pre-assembled post for ease of installation. Posts arrive to site pre-cut and with glass clamps attached, ready to receive the glass - saving you time on site.



THE FEATURES & BENEFITS:

- Natural look
- 95% recycled product
- 20 year warranty (Composite Only)

CLARITY - Composite + Glass

Code	Description
MTO-BALGLAS	Railing Balustrade

Our most versatile range of balustrade - designed to complement our composite decking. Our balustrade system is made from our Clarity technology wood plastic composite, and available in all 3 Clarity colours.



THE FEATURES & BENEFITS:

Seamless simple design

Fast installation

Option of with / without handrail

Easy VISIO - U-Channel Balustrade

Code	Description
MTO-BALVISIO	Aluminium U-Channel Balustrade

U-Channel offers the ultimate in subtle safety. U-channel is the most discrete option for balustrade.

Available in both base mount and side-fix options, and 2 finishes: brushed aluminium, or black powder coat.

Install without a handrail for clear views out to the landscape, or accent your glazing with a handrail. Adjust glass angle up to 30mm, with our clever and easy glass clamping mechanism.

Accessories

Code	Description	Size (mm)
ECO02FB10/12	316 SS Brushed Clamps, Flat Back	for 10 & 12mm glass
ECO02RI12	Rubber Insert	

SS handrail & bracket kit for glass



Code	Size (mm)
ECO02SSU11-RF95	1100 x 42.4 x 2

REPLICA WOOD



Mock Tudor Planks

15
YEAR
GUARANTEE*

Your wooden exteriors, our modern materials

THE PROBLEM

ROTTING TUDOR PLANKS



THE SOLUTION

POLYURETHANE REPLICA WOOD



AVAILABLE IN 4 COLOURS



REPLICA WOOD TUDOR BOARDS

TEXTURED GRAINS

Manufactured using textured grains identical to natural Oak. Looks like wood, feels like wood.

LIGHTWEIGHT

Weighing just over 1kg per linear metre, our Replica Wood Tudor Boards are easy to manoeuvre and install.

ADDS VALUE

Restores life to your home exteriors making it more attractive and helping it to stand out to potential buyers.

WEATHER RESISTANT

Impenetrable by moisture, our Tudor Boards are resistant to rain and frost.

*Backed by a 15 Year Guarantee against rotting. Please note that variations in colour or shade of pigment are not covered under our guarantee. For further information, please review our full terms and conditions on our website.

RAILING SYSTEMS

THE FEATURES & BENEFITS:

Lightweight system

Durable

Low maintenance

Fast installation

Modular system

Powder coated RAL 9005

2.4m wide sections

Matching gates available

Will not rust

On site flexibility

Excellent value



OUR NEW RAILING SYSTEM OFFERS TWO OPTIONS TO SUIT DIFFERENT CUSTOMER REQUIREMENTS. THE ALUMINIUM RAILING SYSTEM OFFERS A GREAT PRICE POINT AND IS MORE OF A DECORATIVE RAILING OPTION. THE ALUMINIUM CAN NOT BE INSTALLED AT HEIGHT. THE STEEL RAILING SYSTEM IS A HIGHER PREMIUM PRODUCT, THIS PRODUCT IS SOLID AND CAN BE INSTALLED AT HEIGHT AND USED AS A BALUSTRADE.

Lite RAIL - Aluminium Railing

Simple aluminium railings combine the durability of aluminium and powder coating, guaranteeing structural reliability whilst drastically reducing maintenance costs. Supplied as 2.4m panels, the railing system is quick and easy to fit. Railing panels can easily be cut on site, offering installers much needed flexibility. The matching gate can be fitted with a lockable latch if required for added peace of mind.

Lite RAIL - Aluminium Railing	
Code	Description
MTO-BALLITERAIL	Powdercoated Aluminium Railing

Forza RAIL - Aluminium Railing Balustrade

Steel Railing Balustrade System is rated to 0.74kN, so perfectly suited for use as a balustrade where there is a need to guard against falling. With a classic design, in a durable textured black powder coat finish, this system will suit a range of traditional and contemporary settings. With components including adjustable stair panels, and matching gate also available, the Railing Balustrade system is a versatile solution for almost all situations. Supplied in 2.4m panels it is quick and easy to install. Suitable for guard against falls greater than 600mm.

Forza RAIL - Aluminium Railing Balustrade	
Code	Description
MTO-BALFORZARAIL	Powdercoated Galvanised Steel

THE FEATURES & BENEFITS:

Lightweight system

Durable

Low maintenance

Fast installation

Modular system

Black Textured Powdercoat

2.4m wide sections

Matching gates available

On site flexibility

Force rated to 0.74kN



GARDEN ROOMS

CONTENTS

Garden room Range Introduction	56
Kyube Plus Modular	58
Kyube Timber Frame	60
Internal Decor Pack	62
Extra Storage Option	63

Create the perfect place to work, rest or play from our wide range of garden building options

- **Kyube Plus modular garden rooms** - Kyube Plus garden rooms are high-quality, highly-insulated garden buildings designed as a prefabricated modular SIP construction. They've been meticulously crafted to provide a long-lasting, warm and quiet space. The Kyube Plus exterior is beautifully clad vertically with either FSC, durable premium larch or redwood or PVC cladding in a choice of four colours.
- **Kyube Timber Frame garden rooms** - Our Kyube timber frame rooms are perfect if you are after a little more flexibility on your finishes. They come with high-quality external finishing, such as six colour options for external cladding, Firestone EPDM rubber roof system, pre-wired stainless steel external lighting, plus the choice of french or patio doors.



Kyube Plus Modular garden rooms



Kyube Timber Frame garden rooms

KYUBE GARDEN ROOM RANGE



Get more out of your garden with one of our bespoke Kyube garden rooms. We've created a range of garden rooms which can be tailored to your specific requirements, handmade to order and can be delivered to your home within 8 weeks. Your Kyube can be constructed and ready to use in a few days after delivery.

Whether you want to create a home office, entertainment space, or even a child's playroom, our flexible options ensure it's easy to design your own Kyube - creating that much-needed additional space in your home which can be used all year round.

We offer two bespoke Kyube solutions, which can be adapted to suit your taste and requirements.

Firstly, our timber frame building. This option comes fitted with your choice of Coastline exterior cladding, plus your selection of door, door furniture and window colour.

The interior is left unfinished, only OSB boarded and insulated, allowing you to decorate the room to your design.

The second option is our modular timber building, Kyube Plus. In addition to choosing your exterior finishes, this building comes with the option to select an interior pack to give you the interior finish to suit your requirements.

Both frame options are available in a range of sizes to suit any shape and sized garden.

Everyone of our Kyube garden rooms is individually designed and made in the UK by our specialist team.



KYUBE GARDEN ROOM FEATURES & BENEFITS



Two frame style options



Choose a size to fit your space



Low Maintenance



Choice of cladding colours




Optional side storage extension



Up to 15-year guarantee

KYUBE PLUS MODULAR GARDEN ROOMS

Kyube^{PLUS} garden rooms come with a 15-year Guarantee



Kyube Plus garden rooms are high-quality, highly-insulated garden buildings designed as a prefabricated modular SIP panel construction which is erected on a metal base. They've been meticulously crafted to provide a long-lasting, warm and quiet space.

Kyube Plus exterior is beautifully vertically clad with either FSC, durable premium larch or redwood or PVC cladding in a choice of four colours.

Offering a full room solution, with all the usual optional extras built-in as standard. Insulation, heating, and electrics.

The interior of the building is fitted out in OSB and can be plastered if you require. We offer a flooring and skirting option so all you have to do is finish the walls in the finish of your choice.

Kyube Plus has double-glazed sliding patio doors and the option to add front windows in larger sizes. The windows and doors are in Anthracite Grey with matching trims which complement any of the cladding colours perfectly.

Best of all, Kyube Plus garden rooms are delivered pre-fabricated. So, they can be installed in as little as two days.

WHAT'S INCLUDED:

- Can be installed in a few days
Delivery in 4 weeks
- Prefabricated SIP panel construction
- Insulated steel base with Firestone EPDM rubber roof
- Maintenance-free PVC or wood vertical cladding
- Internal electric kit with 2kw panel heater included
- Internal OSB or plasterboard lined walls - Optional extra Interior Decor Pack available
- Electric pack
- Optional - full-height double-glazed window on wider rooms


Customise your Kyube^{PLUS} exterior finish

When you choose our timber modular building the style is up to you. We offer 11 sizes with 6 external composite cladding options, 5 door furnishings and 3 door frame colours options to choose from. There is a combination of external finishes to work with every space and taste.


External cladding colour options

With Anthracite Grey trims


4 low maintenance PVC



ANTHRACITE GREY




TURNER OAK




SHEFFIELD CONCRETE


2 real wood



ANTEAK




REDWOOD




LARCH

Door and window frame colour




ANTHRACITE GREY
Anthracite Grey interior

Door furniture colour




SATIN BLACK

Interior finishes




OSB
As standard




PLASTERBOARD
Optional


Flooring options



ENGLISH OAK



IRISH OAK



SWEDISH OAK

Recycled PVC-U skirting

Skirting and architrave



ENGLISH OAK



WHITE SATIN



ANTHRACITE GREY

SIZE CHART

	Depth	
	2700	3300
Width	2700	✓
	3300	✓
	3950	✓
	4600	✓
	5200	✓
	5800	✓



Window position on buildings 5.2 and 5.8m in width

Let even more natural light flood into your room with the installation of a full-height double-glazed window.

KYUBE TIMBER FRAME ROOMS

With a combination of external cladding colours and door and window styles the choice is yours

The modern natural appearance of Kyube makes it an attractive addition to any garden. It has a pressure-treated timber frame, covered with low-maintenance composite cladding.

And if you want more flexibility on your interior finish, this is the best choice. The inside is a blank canvas of timber walls and floor, ready to add your own finish. Alternatively, opt for an insulated and boarded finish and customise with our optional interior pack option.

There are six size options available, ranging from our smallest at 3.6m x 2.55m to our largest at 4.8m x 3.75m.

Choose French, patio or bi-fold doors. Plus, you have the option to add an extra corner window to let in more light in conjunction with our French doors.



Anthracite Grey with Bi-fold door



Soft green with French door



Pigeon blue with Patio door



Used as an office space

WHAT'S INCLUDED:

- Firestone EPDM rubber roof system
- PVC Patio, French or Bi-fold door with colour options
- Optional - 600mm Corner PVC Window
- Composite Coastline Cladding in a choice of 6 colours
- External lights included
- Electric pack
- Optional - Internal décor pack

SIZE CHART

External Depth mm

External Width mm		2540	3150	3760
	2540			
	3760			
	4370			
	4980			
	5600			
	6210			

Customise your exterior finish

When you choose our Timber Framed garden room, the style is up to you. With 6 external cladding colour options, 5 door furniture colour options and 3 door frame colour options to choose from, there is a combination of external finishes to work with every space and any taste.

External cladding colour options

Supplied with matching trims




Door furniture colours



Door colour options

All frames are white internally



External cladding

Our premium Coastline composite cladding system is available in 6 colours. It's made from a unique new composite material which means it's incredibly resilient, yet amazingly easy to work with and fit.

Window and door colour options

All our Kyube garden rooms come with either a French door (opens outwards) or with our patio door as standard and now you

have the optional extra of a bi-fold door. Our windows and doors are all made to the highest energy and security standards. Our windows and doors come in a range of colours to choose from.

Door furniture options

Perfectly match your hardware to your door. Giving you complete control over the finished look. Plus the multi-point lock system gives you the security you need. Our garden room door furniture comes in a range of 5 colour options.

Door and window options



FRENCH DOORS
1.4m wide
(1.2m wide on 3.6m wide buildings)



PATIO DOORS
2.4m wide
(left/right opening)



BI-FOLD DOORS
2.4m wide
(left/right outward opening)



FRENCH DOORS + CORNER WINDOW
600mm corner window (left/right/both sides)

INTERNAL DECOR PACK

Internal finishes available for your Kyube garden rooms

To help you complete your garden room you can add our 'Internal Decor Pack' to your order - giving you a choice of internal wall cladding, luxury vinyl flooring and skirting boards for that perfect finish.

Décor wall cladding options
Our internal cladding is quick and easy to install and simple to keep looking its best. The wall panelling comes in four classic colours and texture options.

Luxury vinyl tile flooring
Vinyl flooring is ideal for garden rooms. It's easy to clean, slip and water-resistant, and adds sound and insulating properties to help your room feel snug all year round.

Recycled PVC-U skirting options
The PVC-U skirting board is the perfect addition to any interior. No need to paint, sand or mitre; it's ready to fit and will stand the test of time.



Internal cladding options



Luxury vinyl tile flooring




Recycled PVC-U skirting

INTERNAL DECOR PACK

Décor choice

Internal cladding




FUN WOOD*



LIGHT WOOD*



WHITE*




PANEL PRE PAINTED WALLING*




PLASTERBOARD


Flooring options



ENGLISH OAK



IRISH OAK



SWEDISH OAK

Recycled PVC-U skirting


Skirting and architrave



ENGLISH OAK



WHITE SATIN



ANTHRACITE GREY

*Available for Kyube Timber Frame option only

EXTRA STORAGE OPTION

Require more storage?

Enjoy the building that covers all your requirements including where to store your bikes, garden equipment or toys with the addition of the storage extension.

The storage extension is available for both the Kyube Plus and Timber Frame Buildings which can be positioned at either end of your building with the choice of a glazed or solid door.



Options:

Kyube Plus

- 1.2m wide x 2.7m deep
- 1.2m wide x 3.3m deep

Kyube Timber Frame

- 1.2m wide x 2.55m deep
- 1.2m wide x 3.75m deep

GET A TRADE ACCOUNT TODAY ASK IN BRANCH FOR MORE DETAILS



OVER 6000 PRODUCTS AVAILABLE IN BRANCH



TRADE CREDIT AVAILABLE



DEDICATED ACCOUNT MANAGER



EXCLUSIVE TRADE ACCOUNT PRICING



ONLINE TRADE ACCOUNT



SELECT
SHAKE

From the manufacturer of
TAPCO SLATE
Classic

**SHAKE...
BUT WITHOUT THE
MAINTENANCE!**




DaVinci Select Shake Autumn Pictured

DaVinci's Select Shake roofing provides the craftsmanship and authenticity of natural, hand-split cedar shake but with full fire certification and without the ongoing maintenance and upkeep of wood. Make your dream home a reality today with Select Shake!




COVERAGE
20 SHAKES PER M²



DaVinci Select Shake roof tiles		
Code	Colour options	Qty
SSHAKE**	AG Aged Cedar, BO Black Oak, A Autumn	22



Select Shake Ridge & Hip		
Code	Description	Qty
SSHAKE****	Shake Ridge & Hip Cap*	Each
Colour options: AGRT Aged Cedar, BORT Black Oak, ART Autumn *3.3 Ridge & Hip Caps per linear metre		



Select Shake Starter Tile		
Code	Description	Qty
SSHAKE****	Shake Starter Tile*	20
Colour options: AGST Aged Cedar, BOST Black Oak, AST Autumn *3.3 Ridge & Hip Caps per linear metre		

FEATURES & BENEFITS



Incredible
40-Year Warranty!



Lightweight: as low
as 14kg/M²



Easily Cut &
Shaped




Highly Impact
Resistant



Low 15° Pitch



Simple to Install



Finished look creates the appearance of
4", 6", 8", and 10" width wood shakes

NEW SOUDAL CLEANING RANGE

Soudal's professional cleaning range products provide effective cleaning on substrates such as glass, mirrors and PVCu.

GLASS & MIRROR CLEANER

Professional quality aerosol cleaning agent that provides a spotless streak-free finish. A high yield formula with foaming action that provides excellent coverage. Suitable for most types of glass, mirrors and plastics.



PVC SPRAY CLEANER

Professional quality, fast acting aerosol cleaner that removes ingrained dirt, marks and residues. Suitable for most types of white and foiled PVCu frames, sills, cladding, panels and trims.



BUILD THE FUTURE

For more information on the full Soudal cleaning range, please visit our website: www.soudal.com

PERGOLAS & VERANDAS

CONTENTS

Pergolas & Verandas Introduction	68
Oasis Pergolas	70
Oasis Veranda	72

Oasis pergolas and verandas add a stylish extension to your home.

- **Oasis Deluxe Pergola** - An aluminium frame pergola with automated sliding retractable louvres that lets you have a covered or open roof at the push of a button.
- **Oasis Pergola** - An aluminium frame pergola that lets you tilt fixed louvres to adjust the amount of sun you let in.
- **Oasis Glass Veranda** - An aluminium frame veranda with a glass roof that allows sunlight through while keeping you covered in the rain. Comes in a choice of three frame colours.
- **Oasis Polycarbonate Veranda** - An aluminium frame veranda in four polycarbonate roof colours so you can choose to have full sunlight or shade.



Oasis Deluxe Pergola



Oasis Pergola



Oasis Verandas

PERGOLA & VERANDA RANGE



Oasis pergolas and verandas add a stylish extension to your home. And they don't just look good – they're extremely practical too. Helping you make use of your garden in all weathers. They're made from carefully selected, high-quality aluminium, which is solid, durable and weatherproof. And they hardly require any maintenance.

Why choose an aluminium pergola or veranda?

- Aluminium is more durable than other pergola and veranda materials, making them an excellent investment.
- An aluminium pergola or veranda offers a strong construction that will probably last you a lifetime.
- Aluminium pergolas and verandas have a long lifespan, meaning your investment will give you many years of carefree enjoyment and outdoor living.
- Aluminium requires little maintenance.





Our Oasis pergolas come in two options. The Deluxe pergola has a retractable roof and is available in eleven sizes. And the standard pergola has a fixed rotating louvre roof and is available in six sizes. You can also choose to have your pergola freestanding or as a canopy attached to your house. Our pergola ranges are all manufactured with aluminium square frame in grey.

Oasis Deluxe Pergolas

A deluxe pergola gives you the best of both worlds. Have an open space above your head so you feel like you’re sitting out in the open. Or cover up at the touch of a button if it’s too sunny or starts to rain. So, whatever the weather, you can experience the ultimate outdoor living feeling.

They’re available in eleven sizes, ranging from our smallest at 3 x 3.02m, to our largest at 4 x 6.08m.

Deluxe pergolas also come with the option of adding an LED light strip. Providing you with an easy way to enjoy your space as the sun goes down.

Oasis Pergolas

If you want to decide for yourself how much you want to enjoy the sun and weather, the Oasis pergola is the perfect choice. Using a remote control, you can easily tilt the louvres in the roof to a different position. So, you can play with the light, the shade and the airflow above you.

During the summer, you’ll have the flexibility to either sit in the sun or take advantage of the shade. And in winter, you’ll experience the benefits of a waterproof roof, protecting you against the elements. This allows you to enjoy your outside space all year round.

They’re available in six sizes, ranging from our smallest at 3 x 3.01m, to our largest at 4.95 x 3.5m.

These pergolas also come with the option of adding an LED light strip.

PERGOLA ROOF



DELUXE PERGOLA WITH RETRACTABLE ROOF



STANDARD PERGOLA WITH FIXED ROTATING LOUVRE ROOF

SIZE CHART

		Oasis Deluxe Pergolas		
		Depth		
Width		3000	3500	4000
	3014	✓		
	3517		✓	
	4128	✓	✓	✓
	4964	✓	✓	✓
	6078	✓	✓	✓


		Oasis Pergolas	
		Depth	
Width		3000	3500
	3011	✓	
	3539		✓
	4067	✓	✓
	4947	✓	✓

PERGOLA FRAME



Available in grey, square frame only

LED STRIP LIGHTS



These elegant LED strip lights let you stay outside after dark and they come as standard.

OASIS VERANDAS



Our Oasis verandas come in two options. The glass veranda has a glazed roof, and the polycarbonate veranda has a polycarbonate roof with four colour options. In addition, you can choose from three frame colours and two types of leg, guttering and footplate. They're available in three widths and five depths, ranging from our smallest at 4.06 x 2.50m, to our largest at 6.06 x 6m. All our verandas have an aluminium frame in a choice of three colours: white textures, cream white or grey textured.

Oasis Verandas with glazed roof

Enjoy the daylight and uninterrupted views of trees, birds and stars, under a beautiful clear glass veranda. Our Oasis glass verandas aim to bring enrichment to your outdoor life, and a feeling a pure luxury. They give you space to enjoy being outdoors while offering you shelter from bad weather. And a glass roof means they won't block out the light coming through your home's windows.

Oasis Verandas with polycarbonate roof

If you'd like a veranda that's finished to perfection and is fully customisable to your needs, then meet the Oasis polycarbonate roof veranda. Our polycarbonate roof veranda comes in a choice of three roof colours. If you love a clear view so you can see the sky and trees around you, choose a clear or ultra-clear roof. Or if you'd prefer a bit of protection from the sun, but still want plenty of light coming through, opt for an opal or solar control.

VERANDA ROOF



VERANDA WITH GLAZED ROOF



VERANDA WITH POLYCARBONATE ROOF

STRUCTURE SIZE CHART

	Projection		
	4060	5060	6060
Width	2500	✓	✓
	3000	✓	✓
	3500	✓	✓
	4000	✓	✓
	6000	✓	✓

POLYCARBONATE COLOURS



CLEAR



ULTRA-CLEAR



SOLAR



OPAL

VERANDA FRAME COLOURS



WHITE TEXTURES



CREAM WHITE



GREY TEXTURED

LEG, GUTTER & FOOTPLATE



SQUARE LEG, ROUND GUTTER, NO FOOTPLATE



HALF ROUND LEG, CLASSIC GUTTER, WITH FOOTPLATE



TOOLS & ACCESSORIES

CONTENTS

Screwdrivers	76
Chisels	76
Spirit levels	76
Tape measures & power winders	76
Hammers & mallets	76
Saws & blades	77
Fitter's tools	78
Cutting knives	78
Refuse & rubble sacks	79
Tape	79
Decorating Supplies	79
Power tool accessories	80
Accessories	83

A range of high-quality, professional tools, accessories and PPE to help complete your building project

STANLEY
FATMAX

STANLEY




SPEAR & JACKSON

DEWALT

IRWIN

- Predator PVC-U saw**
 This Predator saw range is varied and stock to suit any landscaping project. Ideally for cutting composite products - find out more on page 77.
- Professional Cox gun**
 A low-cost gun for the professional tradesman or discerning DIY enthusiast, which accommodates cartridges up to 400ml - find out more on page 78.
- SDS Plus extreme drill bits**
 optimism flute design allows efficient debris removal. New tip design ensure better bit penetration, longer life, faster drilling and greater durability - find out more on page 80.





Screwdriver set

Code	Qty
KEN5726010K	1x Set of 8 screwdrivers



Brick bolster & guard

Code	Size
SSF5051310K	75 x 220mm

Fatmax tape measures



Code	Size
STA 033726	8m
STA 033719	5m



Stanley Pro levels

Code	Size
STA 143 024	600mm
STA 143 048	1200mm
STA 143 072	1800mm

Soft feel tape



Code	Size
30440HD	8m



Basics claw hammer
16oz

Code	Size
SEN5254060K	450g/16oz



Rubber mallet
24oz

Code	Size
KEN5259180K	720g/24oz



Thor nylon hammer

Ideal for window fitting, when sustained blows without recoil


Code	Size
THO710	Small
THO712	Large



B9822 20" Predator universal saw



B98 LAMINATE 20" Predator laminate saw



BAH 30014 Bahco toolbox saw



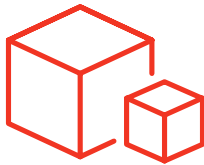
JAK 880 UN 20 Irwin 20" panel saw

B98 UPVC 20" Predator PVC-U saw

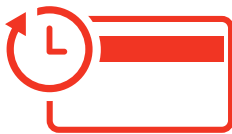
- Ideal for cutting PVC-U and other hard plastics
- Precision cut for a fine finish
- Comfort handle
- Rigid blade
- Duralife technology

PREDATOR™

GET A TRADE ACCOUNT TODAY ASK IN BRANCH FOR MORE DETAILS



OVER 6000
PRODUCTS AVAILABLE
IN BRANCH



TRADE CREDIT
AVAILABLE



DEDICATED
ACCOUNT MANAGER



EXCLUSIVE TRADE
ACCOUNT PRICING



ONLINE TRADE
ACCOUNT

Professional cox gun

- Heavy duty skeleton gun
- 310ml and 400ml cartridges



Code
PPCOX 400

Power pro sealant gun

- Heavy duty gun with extra pull trigger, hook end and swivel action barrel for both
- 310ml and 400ml cartridges



Code
SGPOWER

Design foam gun

- Heavy duty metal foam gun
- Professional quality



Code
PFGUN

Professional PU foam gun

- Heavy duty
- Easy to use



Code
PFREDGUN

Carpenters pencils

Code
PENCIL PC3



3
pack

Retractable blade knife

- Corrosion resistant tylon coated blade



STANLEY

Code
STA 210 099

STA 210 122

Titan retractable knife



SEN5370500K

Basics trimming knife



STA 211 921

10 blades (carded)

10
pack



STANLEY



Prodec sacks

Rubble	
Code	Qty
FFJHDS10	10
Refuse	
Code	Qty
FFJRS50	50

6-in-1 decorator's tool



Code
ELDECT6IN1



Decking tape

Code	Description	Qty
WS50PRO20BLK	50mm Joist protection Decktape 50mm x 20m	each
WS82PRO20BLK	82mm Joist protection Decktape 82mm x 20m	each
WS100PRO20BLK	100mm Joist protection Decktape 100mm x 20m	each



Cladtape 50mm x 20mtr black

Code	Qty
CT50PRO20BLK	Each

PRTRDSH

Plastic backed dust sheet
12'x9'



243SQB

Cotton twill dust sheet
24'x3'



129TRDS

Cotton dust sheet
12'x9'



POWER TOOL ACCESSORIES

SDS-plus extreme drill bits

- Optimised flute design allows efficient debris removal
- New tip design ensures better bit penetration, longer life, faster drilling and greater durability



Code	Size	Qty
DT 9516 QZ	6 x 210mm	1 pack
DT 9517 QZ	6 x 260mm	1 pack
DT 9521 QZ	6.5 x 210mm	1 pack
DT 9522 QZ	6.5 x 260mm	1 pack
DT 9526 QZ	7 x 210mm	1 pack
DT 9527 QZ	7 x 260mm	1 pack

Screwdriver bits



Code	Size
DP 40	PZ2 25mm
DP 41	PH2 25mm

SDS drill bits



Code	Size	Qty
DT9531-QZ	6.5 x 210mm	1 pack
DT9522-QZ	6.5 x 260mm	1 pack

HSS-G long series drill bits

Precision ground extra long twist drill for rapid drilling of deep hole

HSS-G
long
series



Code	Size	Qty
DT 5722 QZR	4 x 119mm	10 pack
DT 5717 QZR	3 x 100mm	10 pack

HCS wood cutting blades

- DEWALT HCS jigsaw blades are engineered to deliver a quality cut in a variety of materials, including wood, laminates and plastics
- Made from High Carbon Steel
- For fast, straight cuts in wood and chipboard up to 60mm thick

5
pack



Code	Size
DT 2166-QZ	100mm

HSS metal cutting blades

- DEWALT HSS jigsaw blades are engineered to deliver a quality cut in a variety of ferrous and non-ferrous metals
- Fully hardened high speed steel for increased durability
- For straight cuts in thin metal, non-ferrous metal, aluminium & sheet metal from 1.5 - 4mm thick

5
pack



Code	Size
DT2160	76mm



COMPLETE SOLUTIONS

STORAGE SOLUTIONS FOR TOOLS & ACCESSORIES

Keep all your 25mm screwdriver bits and consumable accessories to hand.



DEPENDABLE PERFORMANCE ON SITE

DEWALT is a market-leading manufacturer of premium power tools, accessories and anchors and fixings that provide a fully integrated system solution for applications in concrete, masonry, metal, plastics and wood.

MANUFACTURING

Rigorous manufacturing and testing procedures with advanced production and quality management processes.

EXTREME®

SDS-plus® 2 CUTTER

4 FLUTE HELIX

Maximised central core for increased durability and energy transmission.

CORE REINFORCEMENT

Hardened steel body for extra strength and reduced breakage.

CARBIDE TIP

The solid two cutter head , flanked by two individual cutting tips for fast and efficient drilling speed.

www.DEWALT.com

GUARANTEED TOUGH.

TRACER[®]

IN STORE
NOW

PROFESSIONAL CONSTRUCTION MARKERS

MINI MARKER

The TRACER black mini permanent marker is ideal for general purpose marking and with lanyard compatibility makes for a convenient marking solution.



- 1-2mm bullet point marker
- Lanyard compatible for convenient marking
- Quick drying ink

PROSCRIBE

The TRACER proscribe has multiple functions which include, parallel marking, profile scribing, compass and more. This set includes tracer deep hole pencil with site holster, 6 replacement leads and carry case.



15+
MARKING
APPLICATIONS

- Versatile, lockable design for multiple applications
- High quality, durable metal and plastic construction
- Compact and lightweight and easy to use

SCAN
FOR
MORE
INFO



ADJUSTABLE PROSQUARE

The TRACER ProSquare is the fastest and simplest tool for marking out; com, jack, hip and valley cuts. Simply set to the roof pitch, with no need to convert or calculate. Available in 7" and 12".

LOOK
OUT FOR
TRACER IN
STORE

SCAN
FOR
MORE
INFO



ACCESSORIES



Tracer

Code	Description	Qty
TRC-ADP2	TRACER Deep Pencil Marker & Site Holster	1
TRC-AMP2	TRACER Double tipped Marker Pen & Site Holster	1
TRC-ALH1	TRACER Lead Holster - 6x Replacement leads in TRACER Holster (4x 2B & 2x Yellow)	1
TRC-ACF-MK3	TRACER Clog Free Marker Kit - 3pc pack (1x Black / 1x Blue / 1x Red) c/w Site Holsters	1
TRC-APMK1	TRACER Pack of 4x Permanent Marker's (Black, Red, Blue)	1
TRC-APM1	TRACER Permanent Construction Marker (Black)	1
TRC-APM2	TRACER Permanent Marker (Blue)	1
TRC-APM3	TRACER Permanent Marker (Red)	1
TRC-AHD1	TRACER Heavy Duty Marker - (Black)	1
TRC-APTM1	TRACER Paint Marker - (Yellow)	1
TRC-APTM2	TRACER Paint Marker - (White)	1
TRC-APST2	TRACER Scribe Tool c/w Deep Hole Pencil & 6x Replacement lead holster	1
TRC-APS12	TRACER 12" Pro Square	1
TRC-H8MAK	TRACER Smart Blades	1

GET A TRADE ACCOUNT TODAY ASK IN BRANCH FOR MORE DETAILS



OVER 6000
PRODUCTS AVAILABLE
IN BRANCH



TRADE CREDIT
AVAILABLE



DEDICATED
ACCOUNT MANAGER



EXCLUSIVE TRADE
ACCOUNT PRICING



ONLINE TRADE
ACCOUNT

SEALANTS & FIXINGS

CONTENTS

Silicones & sealants	88
Adhesives & repair	92
PU foam, cleaner & lubricant	93
Tapes	94
Fillers	94
Wipes	94
Cleaners / cleaning products	95
Pins, screws and wall plugs	96



- **Soudal**
These popular silicones are available in various colours, and are indispensable for any PVC-U installation job - find out more on page 88.
- **All-rounder sealants and adhesives - Fix ALL** offer a range of all-rounder sealants and adhesives - find out more on page 89.
- **Soudal's professional cleaning range** products provide effective cleaning on substrates such as glass, mirrors and PVC-U – find out more on page 95.



We have a wide range of sealants and fixings, allowing you to complete a wide range of jobs to the highest standards

STAY UP TO DATE

Keep regularly updated with news, views and offers via our social media pages.



facebook.com/eurocellofficial



twitter.com/eurocellplc



instagram.com/eurocellplc



linkedin.com/company/eurocell-plc



youtube.com/eurocellpvcu



www.pinterest.co.uk/eurocell

SILICONES & SEALANTS

Eurocell stocks a variety of high-performance silicones, adhesives, expanding foams and fillers.

- Suitable for a variety of applications
- Ready to use
- Provides thermal break
- Mould-resistant
- Improved adhesion
- Tested to the highest standard
- Available in a range of colours



MAINTENANCE EXAMPLES



SILICONE SEALANTS

Our silicone sealants are ideal for window installations. Available in a variety of colours to match the window profile.

See the full range on [page 88](#).



CLEANING PRODUCTS

Soudal's professional cleaning range provides effective cleaning on substrates such as glass, mirrors and PVC-U.

See [page 95](#) for full range of products.



SILICONE SPRAY

This multi-use silicone spray is ideally suited for light lubrication of plastics and rubbers such as sliding doors and rubber seals.

Find out more on [page 93](#).

FIXINGS

Get the right fixing for the job with permanent and secure fastening solutions in a wide range of materials, for a range of applications, including:

- Roofline installations
- Window installations
- Door installations
- DIY applications
 - shelving
 - hanging pictures
 - installing
 - blinds
 - PLUS much more



INSTALLATION EXAMPLES



CLADDING PINS

Cladding pins are available in 2 sizes, allowing you to complete your cladding installation with ease.

Find this product on [page 96](#).



FIXING PINS

Complete your roofline installation to the highest standards with 30mm and 40mm fixing pins. Available in a choice of colours to match your fascia boards.

Find this product on [page 96](#).



TRIM MOUNTING TAPE

Affix lightweight PVC-U trims with instant-adhesion trim mounting tape.

For more info, see [page 94](#).

SILICONES & SEALANTS

SILI2

Silirub 2
300ml



- Low modulus neutral cure
- Stays permanently elastic after curing
- Ideal for sealing between PVC and glass

Colour options:
WH White / RO Rosewood / OAK Oak/ CL Clear /BN Brown / TF Toffee/ CR Cream / BK Black / GY Grey/ ANGY Anthracite / BF Buff / OW Oyster White / BG Beige Grey / PG Pebble Grey

SILILMN

Silirub LMN
300ml



- Low modulus neutral cure
- Ideal for sealing PVC-U products

Colour options:
BW White / CL Clear / RO Teak / BN Brown / BK Black / CA Caramel / CR Cream / BZ Bronze / ANGY Anthracite Grey / CG Chartwell Green

SILI2RUBN

Silirub N
300ml



- Low modulus neutral cure
- Stays permanently elastic after curing
- Ideal for sealing between PVC and glass

Colour options:
WH White / CL Clear

SSS295WH

Silirub A
295ml



- For bathrooms and kitchens
- Acetoxy cure silicone
- S1 fungicide

Colour options:
WH White

STAYFRESH

Stay fresh anti-mould sealant
300ml



- Lifetime guarantee
- Low odour
- Anti-mould and food safe
- Compatible with all sanitary materials

Colour options:
ICYW Ice White / CLEAR Clear / IVORY Ivory

AFIX310

Aquafix
310ml



- Emergency repair product
- Adheres to most surface
- Seals even under water
- Transparent

Colour options:
CL Clear



FIX ALL IS A RANGE OF ALL-ROUNDER SEALANTS AND ADHESIVES, SUITABLE FOR A WIDE VARIETY OF APPLICATIONS – NO PRIMER REQUIRED!

FIXALLCRYSTAL

Fix All Crystal
290ml

- 100% crystal clear
- Ideal for kitchens, bathrooms and flooring

Colour options:
CL Clear

FIXALLCLASSIC

Fix All Flexi
290ml

- High elasticity and strength

Colour options:
WH White

FIXALLHITACK

Fix All High Tack
290ml

- Super strong
- 320kg/10cm²
- Ideal for heavy materials ie. mirrors and paintings

Colour options:
WH White / BK Black / GY Grey

FIXALLTURBO

Fix All Turbo
290ml

- Super fast – 20-min bond!
- End bond in 3 hours

Colour options:
WH White

FIXALLXTR

Fix All X-treme Power Express
290ml

- Ultimate grab, 400 kg/m²
- Heavy duty bonding
- Ideal for sheet material, decor cladding, heavy objects

Colour options:
WH White

FIXALLINVHITAK

Fix All High Tack Invisible
290ml

- High initial tack reducing the need for initial support
- Super clear

Colour options:
IN Invisible



ALL you need is...
Fix ALL®

Silirub® LMN



WWW.FIXALL.CO.UK

SEALANTS & ADHESIVES

X-TREME POWER : Extreme duty adhesive • **HIGH TACK INVISIBLE** : Super strong clear adhesive • **TURBO** : Super fast adhesive

CRYSTAL : 100% Clear sealant-adhesive • **HIGH TACK** : Super strong sealant-adhesive • **FLEXI** : Flexible sealant-adhesive

Superior Quality Neutral Silicone

CE	14 NB0074
SOUDAL DoP 230396	
EN15651-1 F-EXT-INT-CC-25LM EN15651-2 G-CC-25LM	

- Primerless adhesion on all common materials
- Virtually odourless
- Independently tested to ISO 11600 F&G 25 LM
- High movement capability

Extensive colour range:




BUILD THE FUTURE

ADHESIVES & REPAIR

ADHESIVE

SALGA290

Solvent free grab adhesive
290ml




- Fast Cure
- Solvent Free

Colour options:
WH White

CAULK

SDC300WH

Dec caulk
300ml



- Fill gaps and cracks
- Ideal for plasterwork, skirting boards and architraves

Colour options:
WH White

SACRYRUB

Acryrub white
310ml



- Superior quality acrylic polymer based sealant and filler
- Solvent free and virtually odourless
- Very easy to apply
- Can be painted over after curing
- Very good adhesion on many porous surfaces

PU FOAM, CLEANER & LUBRICANT

SHH 750

Soudafoam hand held PU foam
750ml



- Rapid curing hand held expanding foam
- For use on PVC-U, plastic, brick, stone, concrete, metals and timber

SGF 750

Soudafoam gun PU foam
750ml



- Expanding foam, professional gun-grade
- For use on PVC-U, plastic, brick, stone, concrete, metals and timber

SOUDAFOAMXTRA


Soudal window & door XTRA
750ml



SPECIALIST

SLEADPB

Soudalead lead sealant
300ml




- Excellent adhesion to lead
- Ideal for sealing lead flashing

Colour options:
GY Grey

REPAIR

REPEXCEMENT

Soudal repair express cement
300ml



- High speed cement repair
- Textured finish

Colour options:
GY Grey / BE Beige

SGF750FIRE

Soudafoam FR
750ml



- Fire rated polyurethane expanding foam filler
- EN13501-1 – Reaction to fire, class E
- ETAG-026 – Part 1, Part 3
- EN1366-4 – Fire resistance, up to 4 hours

SIL310FIRE

Fire silicone
310ml



- Fire rated neutral cure silicone
- EN13501-1 – Reaction to fire, class E
- ETAG-026 – Part 1, Part 3
- EN1366-4 – Fire resistance, up to 4 hours

Colour options:
WH White

SGFC 500

Soudafoam gun foam cleaner
500ml



- For cleaning gun after use with PU foams
- Safely removes uncured foam from gun

ADHESIVES & ACTIVATORS

SDSG

Superglue MV
20 or 50gm

20gm

50gm



- Easy to apply
- Medium viscosity

SDSG THICK

Superglue HV
20 or 50gm

20gm

50gm



- Easy to apply
- High viscosity

SDACT200

Activator
200ml

200ml



- Instant cure and bonding in seconds

SDSGKIT

Mitre Kit
Superglue MV
50g + Activator
200ml

50gm/
200ml



- Instant cure and bonding in seconds

SOUDAFOAM GAP FILLER WITH GENIUS GUN

- Polyurethane foam filler
- Volume yield FEICA TM1003 - 750ml Gun Grade: 34L
- Acoustic rating ISO 717-1: 58 dB
- Thermal conductivity DIN 52612: 37mW/mK
- Application temperatures: +5C to +30C



Code	Size
EXPFOAM600	600ml

LUBRICANT

SILSPRAY

Silicone spray
400ml



- Lubricates and protects
- Ideal for use on plastics and rubbers
- Transparent
- 360° aerosol

Colour options:
CL Clear

TRIM MOUNTING TAPES / FILLERS / WIPES

CLEANERS / CLEANING PRODUCTS

Trim mounting tape



Code	Size
11050 WTMT	1mm (d) x 10mm (w) x 50m (l)

Colour options: WH White

Illbruck trio TP650 tape



Code	Expansion Size
TRIO35/3-7	3mm - 7mm
TRIO66/3-7	3mm - 7mm
TRIO35/5-10	5mm - 10mm
TRIO66/5-10	5mm - 10mm
TRIO35/7-15	7mm - 15mm
TRIO66/7-15	7mm - 15mm

GAPFILLER

PVC-U gap filler
300ml



Gap Filler is a one part, solvent based, PVC resin for sealing, bonding and filling PVC and PVC-U materials. Resistant to UV, rain, snow and ozone and many chemicals

SOUDAFIL900


Repair express plaster
900ml



white

- An ultra lightweight filler for gaps and cracks
- Easy to tool and sand
- Sets hard with no shrinkage or sagging
- Overpaintable

DSX security tape



15 YEARS GUARANTEED

* Not PE-DSP grade

Black

Code	Size	Length
11050BDSX	1mm x 10mm	50m
21025BDSX	2mm x 10mm	25m
31020BDSX	3mm x 10mm	20m
41015BDSX	4mm x 10mm	15m
51012BDSX	5mm x 10mm	12m

White

11050WDSX	1mm x 10mm	50m
21025WDSX	2mm x 10mm	25m
31020WDSX	3mm x 10mm	20m
510212WDSX	5mm x 10mm	12m

ULTRAGRIME



100 XXL wipes

- Super strong and soft cloth like fabric
- Cleans up oil, grease, ink, paint, silicones, or uncured PU foam
- Stays wet and useable for over an hour

ULTRAWIPEPOWER



80 XXL wipes

- Super strong fabric – rough on one side, soft on the other
- 3-in-1 action for efficient cleaning– Lifts, Cleans, Protects
- Stays wet and useable for over an hour

113551	Swipex super cleaning wipes	SWIPEXMEGA	Swipex mega wipes
--------	-----------------------------	------------	-------------------

- Heavy-duty non-woven wipes
- Multi-purpose use
- Removes oil, sealant adhesive stains, grease etc. from hands



100 pack



300 pack

PVCCLEANER

PVC-U Frame cleaner
1 litre



- Professional fast acting, heavy duty industrial cleaner
- Can be used on many surfaces including PVC-U windows and doors, soffits and most plastic products

PVCCREAMCL

PVC-U Cream cleaner
1 litre



- Removes ingrained dirt, stains and pollution from PVC-U surfaces
- Suitable for PVC-U roofline, windows, doors and more

PVCSPRAYCLEANER

PVC-U Aerosol spray cleaner
750ml



- Removes ingrained dirt, marks and residues

GLASMIRSPRAY


Glass & Mirror Aerosol spray cleaner
750ml



- Foaming action provides excellent coverage

GLASSMIRROR


PVC-U Cream cleaner
1 litre



- Non-smearing glass cleaner

Industrial wiping rolls

Code	Size
CTISS 200	Small (180mm x 120mm)
CTISS 145	Medium (180mm x 150mm)
CTISS 260	Large (230mm x 285mm)



- For use with our cleaning and restoration products
- Available in 3 sizes

Cream cleaner



Code	Size
CCLEAN1	1L

- Restore and revive PVC-U surfaces
- Solvent- free

Glass cleaner



Code	Size
GCLEAN1	1L
GCLEAN25	25L

Glass cleaner



Code	Size
SCLEAN1	1L
SCLEAN5	5L
SCLEAN1-10	HEAVY DUTY 1L

SCREWS

Fixing pins



200 pack

30mm & 40mm fixing pins

Code	Size
FP30	30mm
FP40	40mm

Colour options:
WH White / BL Black / BR Brown / BE Beige / O Oak / RW Rosewood / GY Grey / WLO1 Irish Oak / CR Cream / T1 Chartwell Green* / SGY3 Slate Grey* / GYY Anthracite Grey / BG Balmoral* (* Made to order)

Fixing nails



200 pack

50mm & 65mm fixing nails

Code	Size
FN50	50mm
FN65	65mm

Colour options:
WH White / BL Black / BR Brown / O Oak / RW Rosewood / GY Grey / WLO1 Irish Oak / CR Cream / T1 Chartwell Green* / SGY3 Slate Grey* / GYY Anthracite Grey / BG Balmoral* (* Made to order)

Cladding pins



200 pack

Cladding pins

Code	Size
CP 25	25mm
CP 30	30mm

Hardened, yellow zinc-plated, multi-purpose screws designed for use on a variety of materials such as hardwood, chipboard and MDF, without the need for pre-drilling.



Con-sert screw fixings

Code	Size	Qty
CS 7560	7.5 x 60mm	100 pack
CS 7580	7.5 x 80mm	100 pack
CS 75100	7.5 x 100mm	100 pack
CS 75120	7.5 x 120mm	100 pack
CS 75150	7.5 x 150mm	100 pack
CS 75180	7.5 x 180mm	100 pack

Caps

Code	Size	Qty
CAPSHWH	White	100 pack
CAPSHBK	Black	100 pack
CAPSHBR	Brown	100 pack

- Con-sert range offers the option of concrete fasteners with or without anchors
- Screw threads directly into both frame and masonry eliminating the need for a plug

FIXING SCREWS

Phillips ultimate II screws Z&Y



Code	Size	Qty
PSZY5050	5.00 x 50mm	BOX200
PSZY5060	5.00 x 60mm	BOX200
PSZY5070	5.00 x 70mm	BOX200
PSZY5080	5.00 x 80mm	BOX200
PSZY50100	5.00 x 100mm	BOX100

BAY POLE SCREWS

Bay pole screws



Code	Size	Qty
PTSD4880	4.8mm x 80mm	100 pack
PTSD4890	4.8mm x 90mm	100 pack
PTSD.4850	4.8mm x 50mm	200 pack
PTSD.4860	4.8mm x 60mm	200 pack
PTSD.4870	4.8mm x 70mm	200 pack

WALL PLUGS

Wall plugs



- All-purpose lightweight fixings
- Colour coded plugs for use with 3-10mm or 4-8 gauge screws
- Cost effective solution for lightweight applications

Code	Size	Qty
REDPLUG	5.5mm red	100 pack
BROWNPLUG	7mm brown	100 pack

4mm multi-purpose screws

Code	Size	Qty
MP 4025	4mm x 25mm	200 pack
MP 4030	4mm x 30mm	200 pack
MP 4040	4mm x 40mm	200 pack
MP 4050	4mm x 50mm	200 pack
MP 4060	4mm x 60mm	200 pack
MP 4070	4mm x 70mm	200 pack

5mm multi-purpose screws

MP 5025	5mm x 25mm	200 pack
MP 5030	5mm x 30mm	200 pack
MP 5040	5mm x 40mm	200 pack
MP 5050	5mm x 50mm	200 pack
MP 5060	5mm x 60mm	200 pack
MP 5070	5mm x 70mm	200 pack
MP 5080	5mm x 80mm	100 pack
MP 5090	5mm x 90mm	100 pack
MP 50100	5mm x 100mm	100 pack








SumUp Air

Card Reader

Card payments made easy

The perfect partner for your business. Accept payments in-store or on the go, wherever your business takes you. No monthly fees. No contractual obligations. Just a 1.69% transaction fee.

-  Works with the free app via your smartphone or tablet
-  Use your WiFi connection or the mobile data on your smartphone
-  Accept all major debit and credit cards. Apple pay and Google Pay compatible.
-  No fixed costs or contractual obligations. 1.69% transaction fee. Any card.
-  Sign up in minutes. 100% online. No paperwork.



ECOSCAPE ^{UK}

LONG LASTING LOW MAINTENANCE
COMPOSITE DECKING FENCING & CLADDING SYSTEMS

Stainless Steel Balustrade
BLACK & GLASS



ECOSCAPE^{UK}
COMPOSITE DECKING, FENCING & CLADDING



Forma Slatted Cladding
MIDNIGHT



SHOP ONLINE
diybf.com



CALL US
0121 340 0121



IN BRANCH
Nechells
Stechford

**FOLLOW
US ONLINE:**



Product specifications are subject to change without notification. Please also note that colours shown are illustrative only, as the printing process does not allow 100% accurate colours to be reproduced.

